



AIRBUS

**OPTIONS
CATALOGUE
2021**

AIRBUS

Options Catalogue INTRODUCTION

At Airbus Helicopters in North America, our engineering excellence and completions capability is an integral part of meeting your operating requirements.

We are committed to providing OEM approved equipment modifications that further enhance your experience with our product line. This catalogue illustrates a grouping of our most important and interesting options available for the H125, H130, H135, and H145 aircraft families.

Airbus Helicopters, Inc. is a certified “Design Approval Organization” by the Federal Aviation Administration.

Airbus Helicopters Canada is a certified “Design Approval Organization” by Transport Canada.

As customer centers, we have also been recognized as an Authorized Design Organization by the Airbus Helicopters Group (AH Group).

For more information, please visit [Airbus World](#) or see contact information on the next page. [Airbus Helicopters' Airbus World customer portal](#) simplifies customers' daily operations and allows them to focus on what really matters: their business. Airbus World is an innovative online platform for accessing technical publications, placing orders and quotations, managing fleet data as well as warranty claims, and receiving quick responses to support and services questions.

Airbus Helicopters reserves the right to make configuration and data changes at any time without notice. Information contained in this document is expressed in good faith and does not constitute any offer or contract with Airbus Helicopters.

[Return to the Table of Contents](#)

Contact and Order Information

U.S.A: +1 800-COPTER-1 aog.us@airbus.com

Canada: +1 800-267-4999 HcareSupport.Canada@airbus.com

© July 2021 Airbus Helicopters, all rights reserved.

AIRBUS



Options Catalogue

CONTACT INFO**CONTACT INFO**

	USA	CANADA
Email	Technical.Support@airbus.com	HcareSupport.Canada@airbus.com
Phone	+1 (800) 232-0323	+1 (800) 267-4999

TO ORDER

	USA	CANADA
Email	aog.us@airbus.com	HcareSupport.Canada@airbus.com
Phone	+1 800-COPTER-1	+1 (800) 267-4999
Fax	+1 (972) 641-3775	

To have any of these options installed at an Airbus Helicopters Customers Support Center contact:

USA Region: Lydia Martin, Support & Services Sales Manager +1 (214) 970-1429 lydia.martin@airbus.com

Canada Region: Amanda Bondar, Manager Support & Services +1 (905) 994-2974 amanda.bondar@airbus.com

For new helicopter completions, find and contact your Regional Sales Manager (RSM) by [clicking here](#).

ABBREVIATIONS

FAA: Federal Aviation Administration (USA)

TCCA: Transport Canada Civil Aviation

EASA: European Aviation Safety Agency

ANAC: National Civil Aviation Agency (Brazil)

DGAC: Directorate General of Civil Aeronautics (Mexico)

CAAS: Civil Aviation Authority of Singapore

STC: Supplement Type Certificate

STC holders are indicated with an * next to the country of Approval

SB: Service Bulletin

ADDITIONAL INFORMATION

Additional information and/or updates can be found on Airbus Helicopters websites at:

[Return to the Table of Contents](#)

Contact and Order Information

U.S.A: +1 800-COPTER-1 aog.us@airbus.com

Canada: +1 800-267-4999 HcareSupport.Canada@airbus.com

© July 2021 Airbus Helicopters, all rights reserved.



Options Catalogue

TABLE OF CONTENTS

H125

AS350/355 & H125 - (AStar & TwinStar)

<u>AS350 LEAN INSTRUMENT PANEL</u>	15
<u>AS350 FULL WIDTH INSTRUMENT PANEL</u>	16
<u>AS350 LEAD ACID BATTERY STANDARD LOCATION</u>	17
<u>AS350 ONE INCH ANTI-TORQUE PEDALS EXTENSION</u>	18
<u>AS350 DUAL USB CHARGING PORT</u>	19
<u>AS350 USB CHARGING PORTS INSTALLATION</u>	20
<u>AS350 BOSE HEADSET JACKS</u>	21
<u>AS350 SWIVELING RETRACTABLE AND DIRECTIONAL LANDING LIGHT</u>	22
<u>AS350 FIXED LED LANDING AND TAXI LIGHT</u>	23
<u>AS350 DUAL CONTROLS WITH TWIST GRIP</u>	24
<u>AS350 GARMIN GRA5500 RADAR ALTIMETER</u>	25
<u>AS350 GENESYS HELISAS AUTOPILOT</u>	26
<u>AS350 PUREAIR SYSTEM</u>	27
<u>AS350 INLET BARRIER FILTER</u>	28
<u>AS350 RSG CABIN AIR CONDITIONING SYSTEM</u>	29
<u>AS350 CARGO SWING (1,400KG - 3,086 LB)</u>	30
<u>AS350 CAPABILITIES EXTENDED CARGO SWING</u>	31
<u>AS350 ELECTRICAL CONTROLLER FOR 50AMP/LONGLINE RELEASE/CAROUSEL SYSTEMS</u>	32
<u>AS350 ELECTRICAL REAR VIEW MIRROR WITH DE-ICING SYSTEM</u>	33



Options Catalogue

TABLE OF CONTENTS

H125

AS350/355 & H125 - CONTINUED

<u>AS350 DUAL CARGO MIRRORS</u>	34
<u>AS350 EXTERNAL MARKINGS</u>	35
<u>AS350 SX-16 NIGHTSUN SEARCHLIGHT INSTALLATION</u>	36
<u>AS350 AEM HIGH POWER LOUDSPEAKER SYSTEM</u>	37
<u>AS350/355 SETTLING PROTECTORS</u>	38
<u>AS350/355 LEFT HAND (L/H) LITTER</u>	39
<u>AS350 AIRFRAME HOURMETER</u>	40
<u>AS350 G500H TXi GLASS COCKPIT INSTALLATION</u>	41
<u>AS350 DUAL TXI GDU 1060 INSTALLATION</u>	42
<u>AS350 GARMIN FLIGHT STREAM 510 MULTIMEDIA CARD</u>	43
<u>AS350 ESI-500 OR ESI-2000 ELECTRONIC STANDBY INDICATOR</u>	44
<u>AS350 GARMIN GTS800 TAS</u>	45
<u>AS350 GARMIN GDL-69AH SXM SATELLITE WEATHER SYSTEM</u>	46
<u>AS350 FLIGHTCELL DZMx IRIDIUM/CELLULAR TRANSCEIVER INSTALLATION</u>	47
<u>AS350 RT-7000 RMR TACTICAL RADIO INSTALLATION</u>	48
<u>AS350 MULTI-BAND FM TRANSCEIVER TECHNISONIC TDFM-9300</u>	49
<u>AS350 OUTERLINK CP-31 COMMPOINT SYSTEM</u>	50
<u>AS350 JUPITER AUDIO CONTROLLERS INSTALLATION</u>	51
<u>AS350 GSR 56H SATCOM INSTALLATION</u>	52
<u>AS350 BMS VIDEO DOWNLINK SYSTEM INSTALLATION</u>	53



Options Catalogue

TABLE OF CONTENTS

H125

AS350/355 & H125 - CONTINUED

<u>AS350 MULTI BLOC CENTER CONSOLE INSTALLATION</u>	54
<u>AS350/355 CABLE CUTTER INSTALLATION</u>	55
<u>AS350 BLR FASTFIN</u>	56
<u>AS350/355 CARGO PODS (“SQUIRREL CHEEKS”)</u>	57
<u>AS350/355 FORWARD OPENING REAR CARGO DOOR</u>	59
<u>AS350 AIRFRAME FUEL FILTER (B, BA, BI, B2)</u>	60
<u>AS350 AIRFRAME FUEL FILTER (B3, B3E)</u>	61
<u>AS350 AIRFRAME-MOUNTED FUEL FILTER COMPATIBLE WITH CRFS (B3E)</u>	63
<u>AS350 CARGO TIE DOWN RINGS IN AFT CABIN FLOOR</u>	64
<u>AS350 AIRCRAFT FLOOR COVERS (AERMAT FLOORING)</u>	65
<u>AS350 AIRCRAFT SEAT COVERS</u>	66
<u>AS350 BACK SEAT DOCUMENT HOLDERS</u>	68
<u>AS350 UTILITY VINYL SEAT COVERS</u>	69
<u>AS350/355 BATTERY RELOCATION KIT</u>	70
<u>AS350 7 PLACE INTERIOR</u>	72
<u>AS350 LEFT-HAND PILOT INSTALLATION</u>	74
<u>AS350 HIGH VISIBILITY DOORS</u>	76
<u>AS350 FORWARD SHORT HIGH VISIBILITY DOORS</u>	78
<u>AS350/355 ENLARGED VERTICAL REFERENCE WINDOW</u>	80



Options Catalogue

TABLE OF CONTENTS

H125

AS350/355 & H125 - CONTINUED

<u>AS350 COWLING MAINTENANCE STEPS</u>	81
<u>AS350/355 RAIL STEPS</u>	82
<u>AS350/355 REAR MAINTENANCE STEPS</u>	83
<u>AS350 BELLY-MOUNTED ANTI-COLLISION LIGHT (RED OR RED/WHITE)</u>	84
<u>AS350/355 BLADE TIE-DOWN KIT</u>	85
<u>AS350 EXTENDED SEAT RAILS FOR PILOT AND COPILOT</u>	86
<u>AS350 CONSOLE AFT OF COLLECTIVE FOR OBSERVER</u>	87
<u>AS350 AVALEX AVR8345 DIGITAL VIDEO RECORDER</u>	88
<u>AS350 FLIR SYSTEMS ULTRAFORCE 350-HD THERMAL IMAGING SYSTEM</u>	89



Options Catalogue

TABLE OF CONTENTS

H130

H130 / EC130 B4

<u>H130 EXTERNAL MARKINGS</u>	93
<u>H130 ADJUSTABLE GLARE SHIELD</u>	94
<u>H130 GARMIN FLIGHT STREAM 510 MULTIMEDIA CARD</u>	95
<u>H130 PURE AIR SYSTEM</u>	96
<u>H130 AIRFRAME FUEL FILTER</u>	97
<u>H130 AIRFRAME-MOUNTED FUEL FILTER COMPATIBLE WITH CRFS</u>	98
<u>H130 BACK SEAT DOCUMENT HOLDERS</u>	99
<u>H130 CARGO PODS ("SQUIRREL CHEEKS")</u>	100
<u>H130 RIGHT HAND LITTER KIT</u>	102
<u>H130 COWLING MAINTENANCE STEPS</u>	103
<u>H130 LEAD ACID BATTERY INSTALLATION</u>	104
<u>H130 HEAVY DUTY BATTERY INSTALLATION</u>	105
<u>H130 CABLE CUTTER INSTALLATION</u>	106
<u>H130 ELECTRICAL CONTROLLER FOR 50AMP/LOGLINE RELEASE SYSTEM</u>	107
<u>H130 BLADE TIE-DOWN KIT</u>	109
<u>H130 AIRCRAFT SEAT COVERS</u>	111
<u>H130 AIRCRAFT FLOOR COVERS</u>	112
<u>H130 DUAL CARGO MIRRORS</u>	113
<u>H130 ELECTRICAL REAR VIEW MIRROR WITH DE-ICING SYSTEM</u>	114



Options Catalogue

TABLE OF CONTENTS

H130

H130 / EC130 B4 - CONTINUED

<u>H130 FIXED LED LANDING AND TAXI LIGHT</u>	115
<u>H130 STAINLESS STEEL HINGES TRANSMISSION & ENGINE COWLING</u>	116
<u>H130 GENESYS HELISAS AUTOPILOT</u>	117



Options Catalogue

TABLE OF CONTENTS

H135

H135

<u>H135 REMOVABLE PINS FOR HINGED DOOR</u>	119
<u>H135 LEAD ACID BATTERY INSTALLATION</u>	120
<u>H135 GNS-530(A)W GPS/WAAS INSTALLATION</u>	121



Options Catalogue

TABLE OF CONTENTS

H145

HI45 / ECI45

<u>HI45 LEAD ACID BATTERY INSTALLATION</u>	123
<u>HI45 GNS-430W GPS/WAAS INSTALLATION</u>	124
<u>HI45 SUPPLEMENT CABIN HEATER</u>	125
<u>HI45 REMOVABLE PINS FOR HINGED DOORS</u>	126
<u>HI45 HEALTH AND USAGE MONITORING SYSTEM (HUMS)</u>	127
<u>HI45 MAIN ROTOR FLOOD LIGHTS INSTALLATION</u>	129
<u>HI45 CABIN HEAT OUTLETS CONTROL</u>	130
<u>HI45 QUICK RELEASE UTILITY BASKET</u>	131





AIRBUS H125

Options Catalogue

Supplement Type Certificates

AS350/H125

AS355

Forward Opening Rear Cargo Door

Cable Cutters

Blade Tie Down Kit

L/H Pilot

Cargo Mirrors

7 Place Interior

Enlarged Vertical
Reference Window

Settling Protectors

Cargo Pods

Battery Relocation
Kit



AS350/355 FORWARD
OPENING REAR CARGO
DOOR



AS350/355 CARGO PODS



AS350/355 CABLE CUTTERS



AS350/355 CARGO MIRRORS



AS350/355 ENLARGED
VERTICAL REFERENCE
WINDOW



AS350/355 BLADE
TIE-DOWN KIT



AS350/355 SETTling
PROTECTORS



AS350 7 PLACE INTERIOR



AS350 L/H PILOT



AS350/355 BATTERY
RELOCATON KIT



AS350 COWLING
MAINTENANCE STEPS



AS350/355 L/H LITTER KIT



AS350/355 HIGH VISIBILITY
DOORS



AS350 ELECTRICAL
CONTROLLER FOR 50AMP/
LONGLINE/CAROUSEL



AS350 AIRFRAME
FUEL FILTER



AS350/355 SHORT STEPS



AS350/355 REAR CROSS
TUBE MAINTENANCE
STEPS



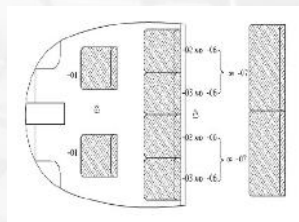
AS350 BELLY-MOUNTED
ANTI-COLLISION LIGHT



AS350 GLASS COCKPIT
GARMIN G500H




AS350 BACK SEAT
DOCUMENT HOLDERS



AS350 UTILITY VINYL
SEAT COVER




AS350/355 AIRCRAFT
SEAT COVERS



AS350/355 AIRCRAFT
FLOOR COVERS



AS350/355
PUREAIR SYSTEM



AS350 HIGH VISIBILITY
COCKPIT

Optional Equipment

Product Description

AS350/H125

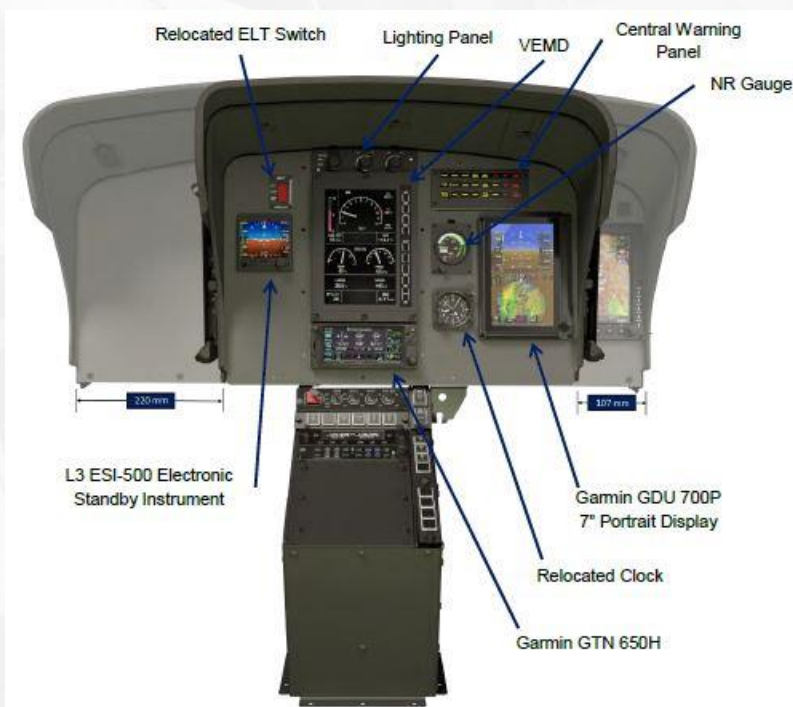
AS350 B3, B3E

LEAN INSTRUMENT PANEL - Part # AHUK-350-0029

The Lean Instrument Panel (LIP) for is designed for unparalleled and unrestricted visibility during single-pilot VFR operations, without sacrificing on form or functionality. It is offered both as an option for new helicopters or as a retrofit.

The Lean Instrument panel consists of:

- Replacing the standard GDU 620 with the GDU 700P, also known as G500H TXi 7"
- Replacing the standard mechanical stand-by instruments with the ESI-500
- Installing 2 x dual USB on the sides of the glare shield



Benefits

- Space-saving allows the panel to be shortened by over 0.3m (11.8inch), as well as saving up to 3.8kg. (8.4 lb).
- Significantly improves visibility and awareness for the pilot, especially looking ahead or to the front-left.

Weight: Weight savings of 3.8 kg (8.4 lb) - **Approvals:** UK*, USA, EASA

[Return to the Table of Contents](#)

Contact and Order Information

U.S.A: +1 800-COPTER-1 aog.us@airbus.com

Canada: +1 800-267-4999 HcareSupport.Canada@airbus.com

© July 2021 Airbus Helicopters, all rights reserved.

AIRBUS



Optional Equipment

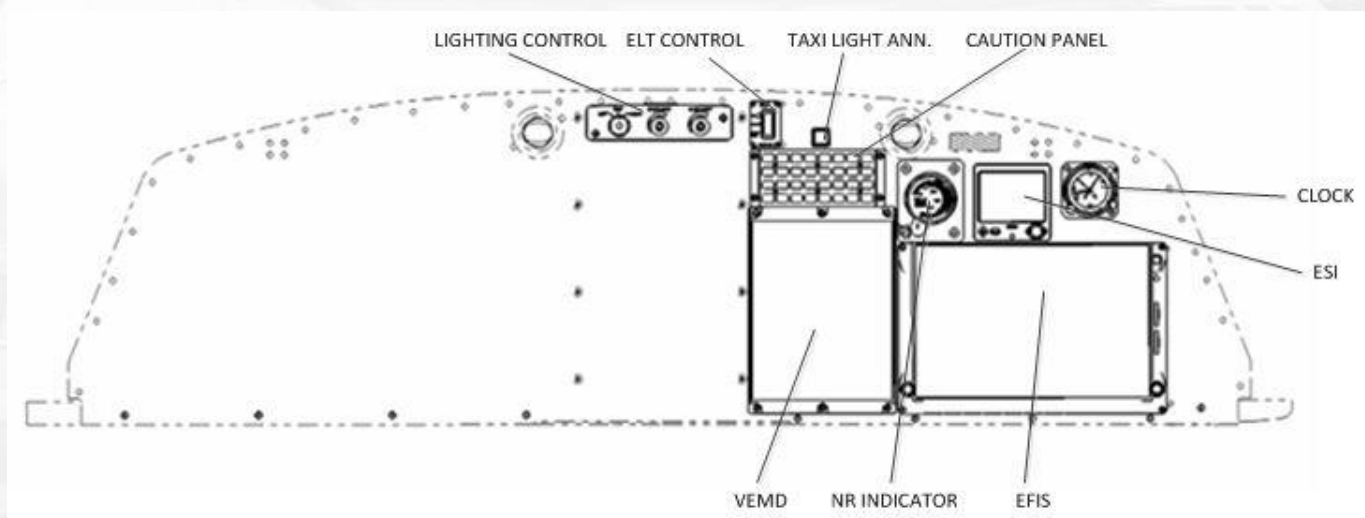
Product Description

AS350/H125

B3

FULL WIDTH INSTRUMENT PANEL - Part # 350A82-1661

The installation consists of the AHI Full width Instrument Panel. The panel gives the operator increased panel area for mission equipment systems. TC equipment shown in figure below.



Benefits

- Increased panel area for mission equipment systems
- Increased practical usable space

Weight: 2.27 kg (5 lb) - **Approvals:** USA*

[Return to the Table of Contents](#)

Contact and Order Information

U.S.A: +1 800-COPTER-1 aog.us@airbus.com

Canada: +1 800-267-4999 HcareSupport.Canada@airbus.com

© July 2021 Airbus Helicopters, all rights reserved.

AIRBUS



Optional Equipment

Product Description

AS350/H125

AS350 B2, B3

LEAD ACID BATTERY STANDARD LOCATION - Part # 350A82-1585-01

The battery installation consists of a Concorde Lead Acid battery RG-350. The Concorde lead acid battery is a recombinant gas lead acid battery that replaces the standard aircraft Nickel Cadmium battery.



Benefits

- Environmentally responsible (no HAZMAT)
- Maintenance-free, non-spillable
- Very low impedance design

Weight: 18.6 kg (41 lb) - **Approvals:** USA*

[Return to the Table of Contents](#)

Contact and Order Information

U.S.A: +1 800-COPTER-1 aog.us@airbus.com

Canada: +1 800-267-4999 HcareSupport.Canada@airbus.com

© July 2021 Airbus Helicopters, all rights reserved.

AIRBUS



Optional Equipment

Product Description

AS350/H125

AS350 B2, B3

ONE INCH ANTI-TORQUE S EXTENSION - Part # 350A73-1572-01/02

A one inch outboard extension of left hand and right hand anti-torque pedals increasing the area to rest your feet on.



Benefits

- More space in the area where you rest your feet
- Allows you to wear wider/larger shoes/boots

Weight: Negligible - **Approvals:** USA*

[Return to the Table of Contents](#)

Contact and Order Information

U.S.A: +1 800-COPTER-1 aog.us@airbus.com

Canada: +1 800-267-4999 HcareSupport.Canada@airbus.com

© July 2021 Airbus Helicopters, all rights reserved.

AIRBUS



Optional Equipment

Product Description

AS350/H125

AS350 B2, B3

DUAL USB CHARGING PORT - Part # 1846940

The self-contained TA102 (USA) TA202 (Canada) Dual USB Charging Port is a modern addition to any cockpit and interior cabin. Each USB port is designed to supply the electric current needed to charge any standard or high-power device with a USB interface. The TA102 protects itself and the charging device from short-circuit, power surges and over-current potential.



Benefits

- Charge one or two products simultaneously at full power
- Short-circuit, over-current, and over-temperature protection
- Panel or cabin mount

Specifications

- Output Power: 2.1 amps per port
- Input Voltage: 10 – 32 VDC
- Output Voltage: 5 VDC \pm 0.25 per port

Weight: Negligible - **Approvals:** USA, Canada

[Return to the Table of Contents](#)

Contact and Order Information

U.S.A: +1 800-COPTER-1 aog.us@airbus.com

Canada: +1 800-267-4999 HcareSupport.Canada@airbus.com

© July 2021 Airbus Helicopters, all rights reserved.

AIRBUS



Optional Equipment

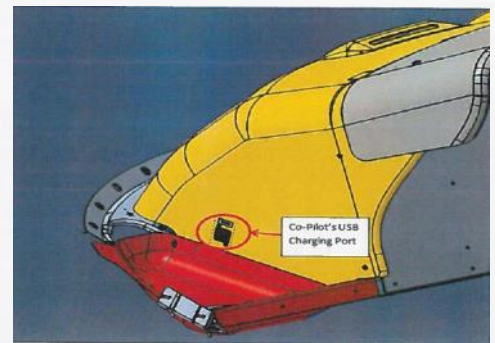
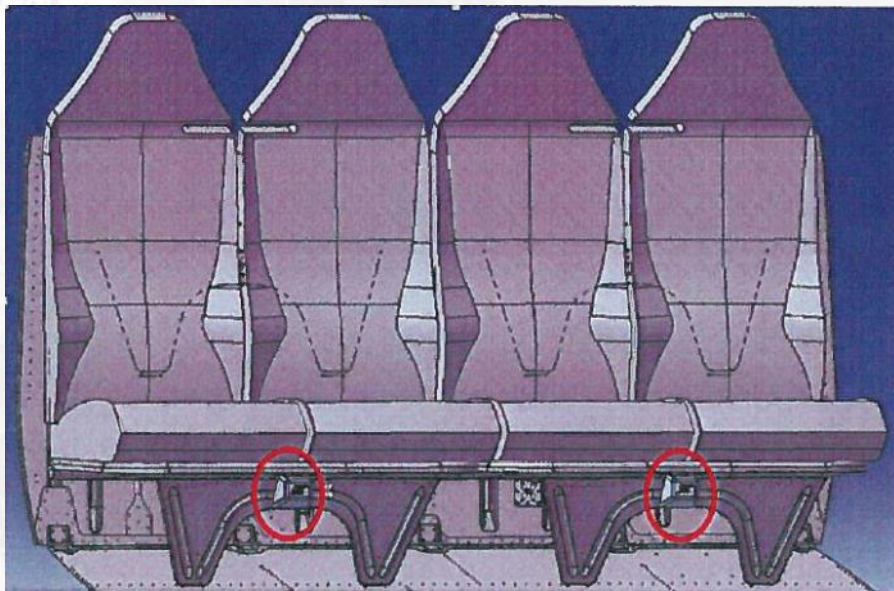
Product Description

AS350/H125

B3

USB CHARGING PORTS INSTALLATION - Part # 350A82-1921

This installation consists of Mid-Continent True Blue TA202 Series Dual High Power USB Charging Ports for flight crew and passenger's carry-on personal electronics devices that charge via a USB connector. The TA202 is a dual port, versatile in-seat, cabin and cockpit power source providing charging of both ports simultaneously. An unit can be installed in the cockpit on the co-pilot side, or two units can be installed underneath the aft seats.



Benefits

- Charge personal electronic devices of passengers and/or flight crew.
- In-seat cabin, and cockpit power source providing charging of both ports simultaneously.

Weight: 0.26 kg (0.57 lb) - **Approvals:** USA*

[Return to the Table of Contents](#)

Contact and Order Information

U.S.A: +1 800-COPTER-1 aog.us@airbus.com

Canada: +1 800-267-4999 HcareSupport.Canada@airbus.com

© July 2021 Airbus Helicopters, all rights reserved.

AIRBUS



Optional Equipment

Product Description

AS350/H125

AS350 B2, B3

BOSE HEADSET JACKS - SAP # 2039806

With these Bose headset jacks installed you can directly plug in and connect your Bose headsets that give greater noise reduction than conventional aviation headsets. These headset jacks can be installed for the pilot, co-pilot, and all passengers.



Benefits

- Directly plugin and connect your Bose headsets
- Great noise reduction, noise cancellation

Weight: Negligible - **Approvals:** USA, Canada

[Return to the Table of Contents](#)

Contact and Order Information

U.S.A: +1 800-COPTER-1 aog.us@airbus.com

Canada: +1 800-267-4999 HcareSupport.Canada@airbus.com

© July 2021 Airbus Helicopters, all rights reserved.

AIRBUS



Optional Equipment

Product Description

AS350/H125

AS350 B2, B3

SWIVELING RETRACTABLE AND DIRECTIONAL LANDING LIGHT - # 350A82-1642-xx

Installation of a 450 W retractable and swiveling landing light located in the nose of the aircraft. Landing Light (swiveling in elevation and azimuth) enhances safety when approaching the ground and during helicopter maneuvers on the ground. This light can also be installed with an LED Luminator LS280A White/Infrared (IR) light.



Benefits

- Improves visibility during approach
- Range angle capacities : 110° vertically and 360° horizontally

Weight: 6 kg (13.22 lb)

- **Approvals:** USA*, Canada, EASA, Brazil, Mexico

[Return to the Table of Contents](#)

Contact and Order Information

U.S.A: +1 800-COPTER-1 aog.us@airbus.com

Canada: +1 800-267-4999 HcareSupport.Canada@airbus.com

© July 2021 Airbus Helicopters, all rights reserved.

AIRBUS



Optional Equipment

Product Description

AS350/H125

AS350 B2, B3

FIXED LED LANDING AND TAXI LIGHT - Part # 350A82-1650-xx

This installation replaces the existing taxi and landing lights with Luminator LED lights with pulse functionality. The LED lights are drop-in replacements for improved performance and longevity with the same form, fit, and function, except for added pulse functionality. The LED lights will also be capable of pulsing when switch is activated, at 45 HZ flash rate for bird deterrent. The lights can be purchased as plug and play replacements for the TC incandescent lights with or without pulsing function.



Benefits

- Pulsing lights improves visibility during approach
- Pulsing lights act as a bird deterrent
- Improved performance and longevity

Delta weight increase: 0.324 kg (0.71 lbs)

- **Approvals:** USA*, Canada, EASA, Brazil

AIRBUS

[Return to the Table of Contents](#)

Contact and Order Information

U.S.A: +1 800-COPTER-1 aog.us@airbus.com

Canada: +1 800-267-4999 HcareSupport.Canada@airbus.com

© July 2021 Airbus Helicopters, all rights reserved.



Optional Equipment

Product Description

AS350/H125

AS350 BA, B2, B3

DUAL CONTROLS WITH TWIST GRIP - SAP # 1907302

These dual controls with twist grip can be fitted in the left hand station of the aircraft for training flights or flights requiring a pilot and copilot. These dual controls comprise, 1 cyclic pitch control stick with protection boot, 1 collective pitch lever with twist grip, boot and protection shield, 1 set of tail rotor control pedals with protective brush, and 1 cut off switch at the base of the cyclic pitch control stick.



Benefits

- Allows for the use of dual controls
- Aircraft can be flown from left seat

Weight: 2.14 kg (4.7 lb) - **Approvals:** USA, Canada

[Return to the Table of Contents](#)

Contact and Order Information

U.S.A: +1 800-COPTER-1 aog.us@airbus.com

Canada: +1 800-267-4999 HcareSupport.Canada@airbus.com

© July 2021 Airbus Helicopters, all rights reserved.

AIRBUS



Optional Equipment

Product Description

AS350/H125

AS350 BA, B2, B3

GARMIN GRA5500 RADAR ALTIMETER - SAP # 2010243

Designed to work with 3rd party equipment and Garmin flight displays like the G500, and G500H TXi. The GRA 5500 conveniently puts your AGL readout right in front of you. This display integration, along with its reliability and accuracy, make it an optimal solution for operators equipping for NVIS operations. The GRA 5500 also integrates with the GTS 800 and GTX 3(X) 5R to provide a complete TCAS II system, and satisfies radar altimeter requirements for Class A TAWS systems and CAT II ILS operations.



Benefits

- All-digital design provides smooth, consistent readout
- Meets requirements for Class A TAWS and TCAS II/ACAS II
- Meets requirements for CAT II ILS operations
- Highly accurate, rugged and reliable
- Interfaces with Garmin flight displays and 3rd party equipment

Weight: 1.60 kg (3.5 lb) - **Approvals:** USA, Canada, EASA, Brazil, Mexico

[Return to the Table of Contents](#)

Contact and Order Information

U.S.A: +1 800-COPTER-1 aog.us@airbus.com

Canada: +1 800-267-4999 HcareSupport.Canada@airbus.com

© July 2021 Airbus Helicopters, all rights reserved.

AIRBUS



Optional Equipment

Product Description

AS350/H125

AS350 B, BA, D, B2, B3

GENESYS HELISAS AUTOPILOT - SAP # 1938727

The Genesys Helisas Autopilot is a helicopter autopilot for light and medium rotorcraft and helps with dramatically reducing the pilot's workload while providing precise control during all modes of flight, regardless of wind conditions or shifts in weight. The HeliSAS stability augmentation system is designed to be engaged at all times. "SAS on" before takeoff and "SAS off" after landing to provide unmatched stability and ease of handling, and reduce the pilot's workload to make it easier to adjust radios, set destinations, etc.



Benefits

- Dramatic reduction in pilot workload
- Course intercept capability, HDG to NAV
- A two-axis autopilot providing both lateral and vertical functions
- Auto-recover to a neutral attitude in situations where the pilot may lose visual reference (SAS)

Weight: 6.8 kg (15 lb) - **Approvals:** USA, Canada, EASA, Brazil, Mexico

[Return to the Table of Contents](#)

Contact and Order Information

U.S.A: +1 800-COPTER-1 aog.us@airbus.com

Canada: +1 800-267-4999 HcareSupport.Canada@airbus.com

© July 2021 Airbus Helicopters, all rights reserved.

AIRBUS



Optional Equipment

Product Description

AS350/H125

AS350 B, BI, B2, B3, D

PUREAIR SYSTEM - Part # PA100

A totally redesigned, reengineered and retested engine air protection system that goes above and beyond its predecessor. The PA100 PUREair System increases operational availability and aircraft performance, while reducing overall maintenance and operational costs. Major improvements on the redesigned system:

- Improved dust separation efficiency for AS350B/BI/B2/B3/BA
- New panel location, latest generation of vortex tubes and revised tube layout.
- Reduced bleed air
- Optimized ejector design and no P2 bleed air valve
- Filter efficient at all times
- Improved FOD protection
- New downstream FOD screen sitting on engine inlet
- FOD protection even when cowl is open
- Easier to install and maintain
- Simplified installation (no P2 air valve)
- No barrier filters to clean.



Benefits

- Fit and Forget: Self-cleaning system is virtually maintenance free
- Better protection in all weather conditions
- Reduction of engine erosion damage
- Environmentally friendly solution: no need for chemical cleaning and filter replacement
- Increased protection against hot gas ingestion

Weight: 27.66 kg (61 lb) - **Approvals:** USA, Canada, Brazil, EASA, Japan

[Return to the Table of Contents](#)

Contact and Order Information

U.S.A: +1 800-COPTER-1 aog.us@airbus.com

Canada: +1 800-267-4999 HcareSupport.Canada@airbus.com

© July 2021 Airbus Helicopters, all rights reserved.

AIRBUS



Optional Equipment

Product Description

AS350/H125

AS350 B, BI, B2, B3, D

INLET BARRIER FILTER - SAP # 1938779

This AFS Inlet Barrier Filter system extends engine life through the elimination of erosion. This option is an effective way to protect engines from damage resulting from dust, sand and debris that attack turbine engines and impact engine reliability. Single, rugged, lightweight, flat filter common to many AS350 models, utilizing captive fasteners allowing fast filter exchange; additional self-contained and structurally integrated fairing assembly mounted into the top of the existing engine inlet cowling; simple installation with minimal modifications. Emergency Bypass Aft-facing bypass door to protect against dirt & snow; no flight restrictions with bypass open. Components easily accessible and common to other models; non-intrusive cockpit installation; components easily inspected via bypass door or integral sight glass; filter maintenance aid for on-condition assessment of filter status while aircraft is on the ground.



Benefits

- Reduced engine turbine operating temperatures
- Longer engine life due to complete elimination of erosion and FOD
- Improved flight safety, especially in falling snow conditions Specifications FDC

Weight: 6.35 kg (14 lb) - **Approvals:** USA, Canada, EASA, Brazil

[Return to the Table of Contents](#)

Contact and Order Information

U.S.A: +1 800-COPTER-1 aog.us@airbus.com

Canada: +1 800-267-4999 HcareSupport.Canada@airbus.com

© July 2021 Airbus Helicopters, all rights reserved.

AIRBUS



Optional Equipment

Product Description

AS350/HI25

AS350 B, BI, B2, B3, BA, C, D, DI

RSG CABIN AIR CONDITIONING SYSTEM - Part # 350-00-011-HP

The purpose of this installation is to maintain the cabin temperature at a comfortable level in hot weather conditions. The installation consists of a single 7" condenser blower motor located in the right hand side baggage compartment, a dual 5" condenser blower motor located in the tailboom compartment, and has dual air distribution with multiple speed fans and controls. The control box is located on the instrument panel or console, depending on the helicopter's configuration, and a fuse box located on the instrument panel, beneath the control box.



Benefits

- Compressor provides 28,500 BTU with dual evaporators
- Highly reliable, low noise, brushless motor assemblies
- Lightweight

Weight: 36.30 kg (80 lb) - **Approvals:** USA, Brazil, EASA

[Return to the Table of Contents](#)

Contact and Order Information

U.S.A: +1 800-COPTER-1 aog.us@airbus.com

Canada: +1 800-267-4999 HcareSupport.Canada@airbus.com

© July 2021 Airbus Helicopters, all rights reserved.

AIRBUS



Optional Equipment

Product Description

AS350/H125

AS350 B, BI, B2, B3, BA, C, D, DI

CARGO SWING (1,400KG - 3,086 LB) - SAP # 2005834

Used to undersling heavy and voluminous loads outside the helicopter for a maximum weight of 1,400 kg / 3,080 lb. The cargo swing consists of the following components; 4 attachment points located under the front and rear landing gear cross tubes, 1 cargo swing assembly, 1 control and monitoring circuit, 1 emergency mechanical control system, holes in the lower cowl for passing through the cable connections between the tubular chassis and the attachment points. The circuit is energized by pressing on the mission selector push-button. The pilot controls the opening of the release unit via the release push-button.



Benefits

- Handle loads in hover light configuration, during acceleration and turns.
- Reduces the moment applied by the underslung load to the helicopter

Weight: 11.42 kg (80 lb) - **Approvals:** USA, Canada, EASA

[Return to the Table of Contents](#)

Contact and Order Information

U.S.A: +1 800-COPTER-1 aog.us@airbus.com

Canada: +1 800-267-4999 HcareSupport.Canada@airbus.com

© July 2021 Airbus Helicopters, all rights reserved.

AIRBUS



Optional Equipment

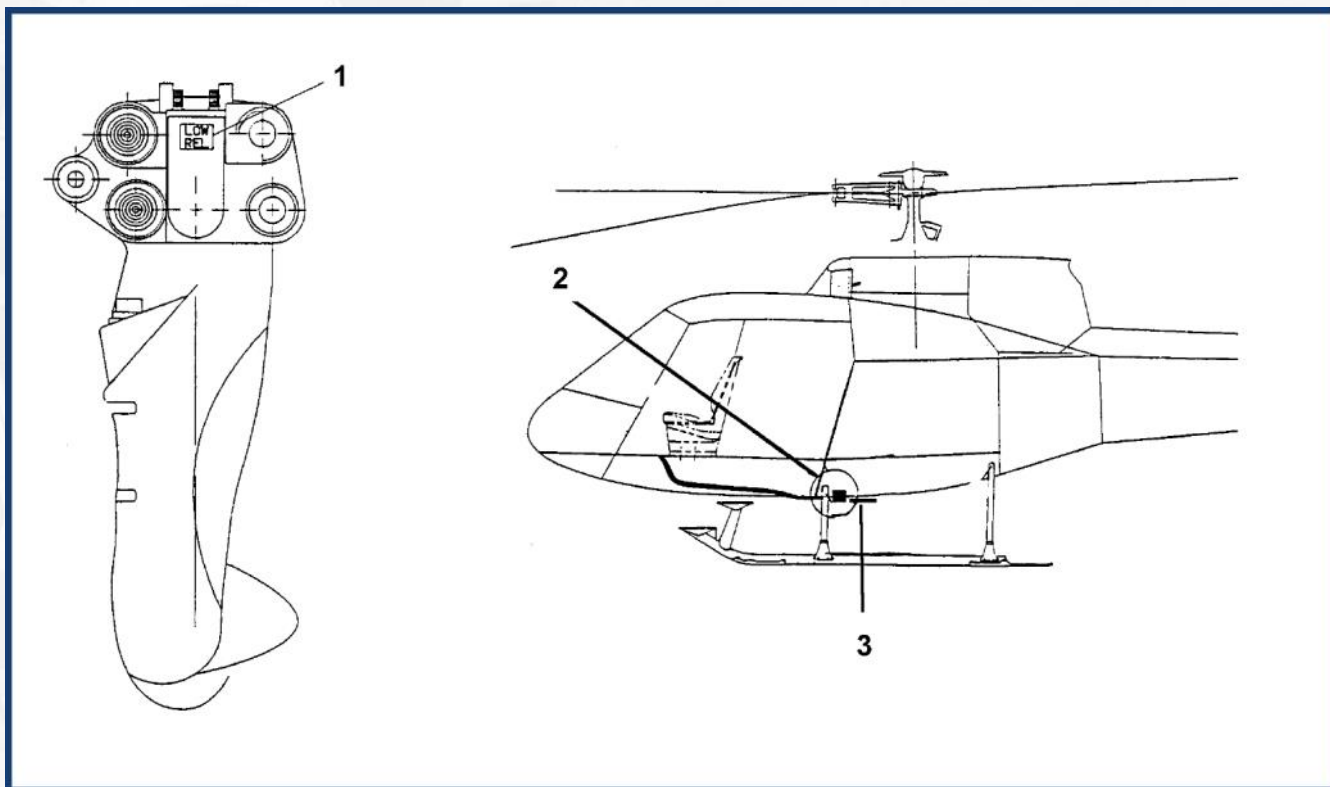
Product Description

AS350/H125

AS350 B, BI, B2, B3, BA, C, D, DI

CAPABILITIES EXTENDED CARGO SWING - Part # 06-27009-00-CI

This option provides the capacity of installing and controlling equipment, carried under a cargo sling or cargo swing. This equipment can be a second cargo hook on an extended sling or a fire fighting installation, such as Bambi Bucket. The installation provides; an additional push button on the cyclic pitch stick (1). When it is activated, the lower hook is opened, a cut-off connector (2), installed on the lower part of the body structure. It allows connecting the cable that controls the lower hook. When the installation is used to carry jettisonable load, the cable must be equipped with a release plug (reminded by a marking (3) besides the connector). The basic (upper) swing hook is still opened through its own push button on the cyclic pitch stick. The cargo swing emergency mechanical control system allows the pilot to open the upper hook by using the handle located behind the collective pitch lever.



Weight: Negligible - **Approvals:** USA, EASA

AIRBUS

[Return to the Table of Contents](#)

Contact and Order Information

U.S.A: +1 800-COPTER-1 aog.us@airbus.com

Canada: +1 800-267-4999 HcareSupport.Canada@airbus.com

© July 2021 Airbus Helicopters, all rights reserved.



Optional Equipment

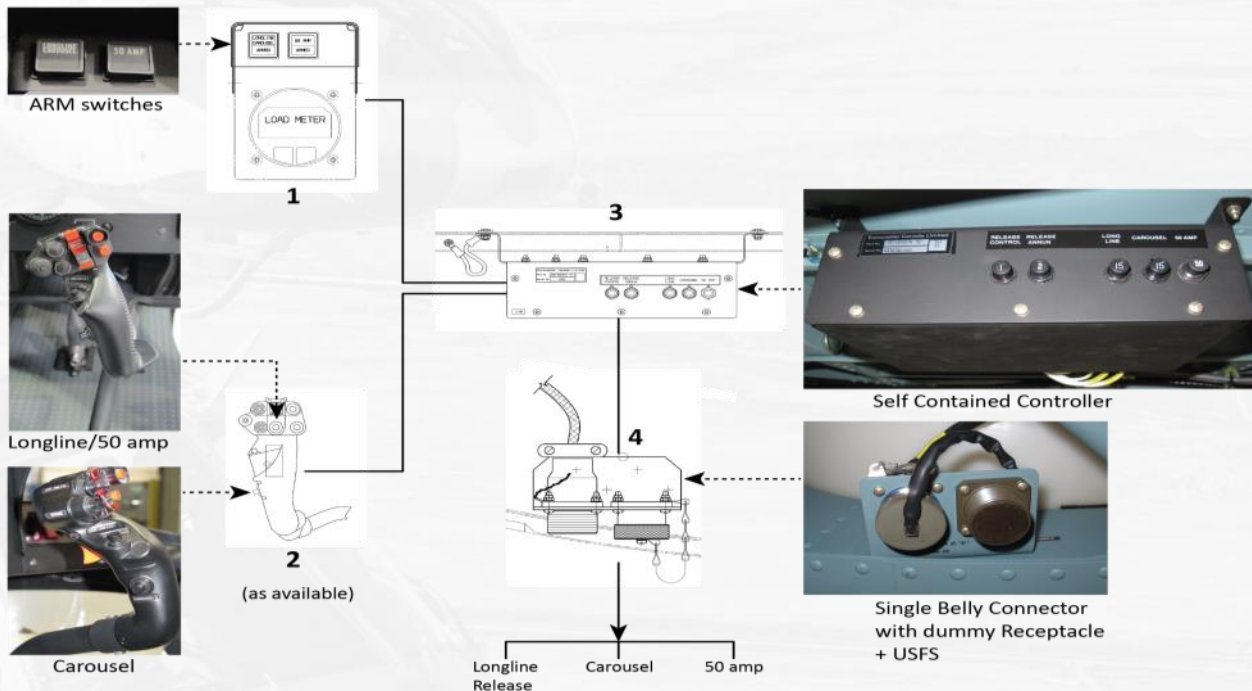
Product Description

AS350/H125

AS350 B2, B3

ELECTRICAL CONTROLLER FOR 50AMP/LONGLINE RELEASE/CAROUSEL SYSTEMS

Part # 350-900564. Universal external 50Amp power supply designed to control longline remote hook release or carousel. It is a self contained unit with cyclic release and arm function. Compatible with following equipment (not supplied in kit): Bambi bucket (incl. USFS modification), carousel system, geophysics survey equipment, drip torch.



Benefits

- Self contained controller
- Cyclic activation - increase safety
- Separate ARM functions (exclusive)

Weight: 6.38 kg (14 lb) - **Approvals:** USA, Canada*, EASA, Brazil, Mexico

Notes

- Kit supplied with loose mating connector to be wired by installer/operator

[Return to the Table of Contents](#)

Contact and Order Information

U.S.A: +1 800-COPTER-1 aog.us@airbus.com

Canada: +1 800-267-4999 HcareSupport.Canada@airbus.com

© July 2021 Airbus Helicopters, all rights reserved.

AIRBUS



Optional Equipment

Product Description

AS350/H125

AS350 B, BI, B2, B3, BA, C, D, DI

ELECTRICAL REAR VIEW MIRROR WITH DE-ICING SYSTEM - Part # 350AE280740271

This installation enables the monitoring of sling work through the RH front lower window. The external electric mirror is controlled by a 4-position button installed on the pilot's cyclic stick. Rear-view mirror with built-in electric motor installed on a stainless steel tube fitted with a strut.



Benefits

- Increased monitoring of carried load
- Ground or cabin adjustment of rear-view mirror positioning
- Anti-icing function for use in cold weather

Weight: 2.70 kg (5.95 lb) - **Approvals:** USA, Canada, EASA

AIRBUS

[Return to the Table of Contents](#)

Contact and Order Information

U.S.A: +1 800-COPTER-1 aog.us@airbus.com

Canada: +1 800-267-4999 HcareSupport.Canada@airbus.com

© July 2021 Airbus Helicopters, all rights reserved.



Optional Equipment

Product Description

AS350/H125

AS355

All models

DUAL CARGO MIRRORS - SAP # 1992870

The Cargo Mirrors positions two mirrors directly outside the Pilot's chin window for improved visibility when performing cargo hook operations. The mirrors can be installed on the left hand side, right hand side or both sides of the aircraft.



Benefits

- Eases maneuverability
- Lightweight

Weight: 1.72 kg (3.8 lb) per side - **Approvals:** USA, Canada*, EASA countries, Brazil, Mexico, Japan

Notes

- The mirror is available as a replacement item P/N 350-200254.10

[Return to the Table of Contents](#)

Contact and Order Information

U.S.A: +1 800-COPTER-1 aog.us@airbus.com

Canada: +1 800-267-4999 HcareSupport.Canada@airbus.com

© July 2021 Airbus Helicopters, all rights reserved.

AIRBUS



Optional Equipment

Product Description

AS350/H125

All models

EXTERNAL MARKINGS – Part # AHC/78R-E-34-XX

Replaces all external markings (stickers) mandatory by OEM standards. The External Markings changes and replaces the Fuel Quantity and Approved fuels placard and adds two new placards, Fuel Anti-icing Additive, gearbox oil level placards. It also eliminates some of the non required external placards which are not required by 14 CFR Part 27 airworthiness regulations.

Examples of available markings:



Specifications

- Direct replacement of original OEM markings
- Provides maintenance information to ground personnel

Weight: Negligible - **Approvals:** USA*, Canada, Brazil



Optional Equipment

Product Description

AS350/H125

AS350 B, BA, B1, B2, B3, D

SX-16 NIGHTSUN SEARCHLIGHT INSTALLATION - Part # 350A82-1648-01

The Spectrolab SX-16 Nightsun® is a high-intensity (30-40 million candlepower) searchlight located at the junction with tailboom of the helicopter. The light and gimbal are mounted using a quick release assembly for fast, tool free installation and removal. This installation consists of:

- SX-16 searchlight and mount
- An enhanced gimbal assembly supporting the light
- A junction box located on the shelf in the aft baggage compartment
- A removable hand controller in the cockpit
- Internal and external wiring, circuit breakers and connectors
- Optional modified gimbal & Gen II control box for Spectrolink system



Controller for searchlight



Specifications

- Vertical: 0° up to 47° down
- Horizontal: 30° right to 90° left
- Beam width (focus): 4° to 20°
- Lamp power output: 1600W/30 Million Cd
- Voltage: 28 VDC

Weight: 29.5 kg (64.62 lbs) - **Approvals:** USA*, Canada, EASA, Brazil

[Return to the Table of Contents](#)

Contact and Order Information

U.S.A: +1 800-COPTER-1 aog.us@airbus.com

Canada: +1 800-267-4999 HcareSupport.Canada@airbus.com

© July 2021 Airbus Helicopters, all rights reserved.

AIRBUS



Optional Equipment

Product Description

AS350/H125

AS350 B3

AEM HIGH POWER LOUDSPEAKER SYSTEM – Part # 350A82-1655-xx

The Anodyne Electronics Manufacturing Corp. (AEM) High Power Loudspeaker System broadcasts external audio or siren that is controlled via the pilot / copilot audio panel and LSC22 control panel. The audio and siren tones are emitted from speakers mounted on the lower left side of the fuselage. The Loudspeaker System emits a directional sound pattern. For best results position the helicopter so the intended target of the loudspeaker is offset to the left of the helicopter by a distance equal to the height (AGL) of the helicopter. Compatible with heavy duty cargo tie-downs.



Specifications

- The speakers allow the pilot or observer to make announcements through the PA system via the audio panel
- The system can also be used to broadcast other audio signatures, e.g. a siren
- The PA system is activated by a switch marked 'PA' located on the audio panel

Weight: 15.4 kg (34 lb) - **Approvals:** USA*, Canada

Notes

- Do not operate the Loudspeaker System when personnel are within 200 feet of the External Loudspeaker.
- Do not operate the Loudspeaker System in a hangar or confined area.
- Minimum height for Loudspeaker System Siren operation: 200 ft. AGL.

[Return to the Table of Contents](#)

Contact and Order Information

U.S.A: +1 800-COPTER-1 aog.us@airbus.com

Canada: +1 800-267-4999 HcareSupport.Canada@airbus.com

© July 2021 Airbus Helicopters, all rights reserved.

AIRBUS



Optional Equipment

Product Description

AS350/H125

AS355

AS350 B, BA, B1, B2, B3

AS355 F, FI, F2, NP

SETTLING PROTECTORS - SAP # 1985307

Settling Protectors help guard against sinking into snow and soft ground. The settling protectors are comprised of LH and RH pads which attach to the aft end of the landing gear skid tubes.



Benefits

- Maintains tail rotor ground clearance
- Easy installation and removal
- Lightweight
- Competitively priced

Weight: 4.08 kg (9.0 lb) - **Approvals:** USA, Canada*, Mexico

Notes

- Available for the complete AS350 series and AS355 E, F/FI and F2 models (USA)
- Available for the complete AS350 series and AS355 E, F/FI/F2, N, NP (Canada, Mexico)

[Return to the Table of Contents](#)

Contact and Order Information

U.S.A: +1 800-COPTER-1 aog.us@airbus.com

Canada: +1 800-267-4999 HcareSupport.Canada@airbus.com

© July 2021 Airbus Helicopters, all rights reserved.

AIRBUS



Optional Equipment

Product Description

AS350/H125

AS355

AS350 BA, BI, B2
AS355

LEFT HAND (LH) LITTER - Part # 350-200034-01

The LH Litter allows for transportation of an injured person on a portable litter. The litter is secured to the LH cabin floor, with the LH forward seat removed and the LH aft seats in the stowed position.



Benefits

- Fixed and detachable provisions can be sold separately
- Fleet interchangeable detachable provisions
- Quick mission changes possible
- Single seats can be stored in the side baggage compartment for remote area usage
- If Airbus Helicopters' cargo pods are installed, removed single seat can be stored in one of the pods

Weight: 2.67 kg (5.9 lb) - **Approvals:** USA, Canada*, Brazil, EASA, Mexico

Notes

- Also available as a RH litter (with a different P/N) for an aircraft equipped in LH pilot configuration
- AS355 information available upon request



Optional Equipment

Product Description

AS350/H125

AS350 B, BA, BI, B2, B3

AIRFRAME HOURMETER – Part # 350A82-1631-XX

The airframe hourmeter monitors and displays elapsed airborne time of the aircraft. This collective-activated hourmeter allows the operator to accurately record aircraft hours.



Benefits

- Indicates operating time in hours and tenths,
- Has a running indicator
- Activated upon take-off
- Improved maintenance efficiency
- Functions as a back-up to VEMD for flight hour recording purposes

Weight: Negligible - **Approvals:** USA*, Canada, Brazil

[Return to the Table of Contents](#)

Contact and Order Information

U.S.A: +1 800-COPTER-1 aog.us@airbus.com

Canada: +1 800-267-4999 HcareSupport.Canada@airbus.com

© July 2021 Airbus Helicopters, all rights reserved.

AIRBUS



Optional Equipment

Product Description

HI25

B3

G500H TXI GLASS COCKPIT INSTALLATION - Part #350A82-1662-01

This installation replaces the G500H with a Garmin G500H TXi PFD/MFD single 10.6" LCD touchscreen display, offering a space-saving glass cockpit solution, a L-3 ESI-500 Electronic Standby Indicator, a Thommen analog clock, and a True Blue USB charging port. There are additional STC options to also display GTS800 TAS information, KN63 DME information, and/or GDL 69AH SXM weather information upon customer activation of a monthly subscription.



Benefits

- Single large 10.6" bright, crisp, flight display that is easy to read
- See clearly in dark VFR night, DVE or inadvertent IMC with HSVT™
- Helicopter Terrain Awareness Warning System (HTAWS) support
- Weather, traffic, and charting all in your primary field of view

Weight: 8.5 kg (18.75 lbs) - **Approvals:** USA*, Canada, EASA, Brazil, Mexico

[Return to the Table of Contents](#)

Contact and Order Information

U.S.A: +1 800-COPTER-1 aog.us@airbus.com

Canada: +1 800-267-4999 HcareSupport.Canada@airbus.com

© July 2021 Airbus Helicopters, all rights reserved.

AIRBUS



Optional Equipment

Product Description

H125

B3

DUAL TXI GDU 1060 INSTALLATION - Part # 350A82-1681-xx

This adds an additional Garmin GDU 1060 display with associated ESI 500 standby instrument for the co-pilot installed on the left. The co-pilot's GDU 1060 display shares the same single set of primary flight sensors (TC sensors, part of basic aircraft) as the pilot's GDU 1060 display (pre-existing to the right side).



Benefits

- Dual large 10.6" bright, crisp, flight display that is easy to read
- See clearly in dark VFR night, DVE or inadvertent IMC with HSVT™
- Helicopter Terrain Awareness Warning System (HTAWS) support
- Weather, traffic, and charting all in your primary field of view
- Good for dual pilot operations and flight crew training.

Weight: 17 kg (37.5 lbs) - **Approvals:** USA*

[Return to the Table of Contents](#)

Contact and Order Information

U.S.A: +1 800-COPTER-1 aog.us@airbus.com

Canada: +1 800-267-4999 HcareSupport.Canada@airbus.com

© July 2021 Airbus Helicopters, all rights reserved.

AIRBUS



Optional Equipment

Product Description

AS350/H125

B3

GARMIN FLIGHT STREAM 510 MULTIMEDIA CARD - Part # 350A82-1677

This installation consists of a Garmin Flight Stream 510 Multimedia Card (MMC) in the GTN650/750 for use of the G500H GDU 1060 or GDU620 and removal of the SBAS limitation on Airbus Helicopters AS350B3 and EC130T2 aircraft equipped with G500H GDU 620. This is a Wi-Fi/Bluetooth capable memory device and allows data streaming to and from the GTN, as well as provides non-volatile storage for databases such as terrain and charts. The Flight Stream 510 interfaces directly to the cockpits avionics in one location, the LRU card slot. It enables wireless avionics database updates, permits 2-way flight plan transfers between compatible apps and avionics, streams traffic, weather, GPS information and backup attitude information, and allows control of SiriusXM satellite music from any position in the cabin using a mobile device.



Benefits

- Allows data streaming to and from the GTN.
- Provides non-volatile storage for databases such as terrain and charts.
- Interfaces directly to the cockpits avionics in one location, the LRU card slot.

Weight: Negligible - **Approvals:** USA*

[Return to the Table of Contents](#)

Contact and Order Information

U.S.A: +1 800-COPTER-1 aog.us@airbus.com

Canada: +1 800-267-4999 HcareSupport.Canada@airbus.com

© July 2021 Airbus Helicopters, all rights reserved.

AIRBUS



Optional Equipment

Product Description

AS350/H125

AS350 B2, B3

ESI-500 ELECTRONIC STANDBY INDICATOR - Part # 350A82-1645-XX

Replaces analog instruments and installs G500H EFIS.



Benefits

- Combines attitude, altitude, airspeed, slip/skid and optional heading data into a single digital display
- Logically grouped flight data eliminates multiple instruments, making the transition to standby easier
- Internal battery provides flight data for a minimum of one hour after power loss
- Single instrument reduces weight and scan times vs. reading multiple instruments
- Solid-state design offers increased reliability compared to electro-mechanical instruments

Weight: 1.01 kg (2.22 lb) - **Approvals:** USA*, Canada, EASA, Brazil, Mexico

Notes

- Check with Airbus Helicopters for compatibility with your aircraft



Optional Equipment

Product Description

AS350/H125

AS350 BA, B2, B3

GARMIN GTS800 TAS - Part # 350A82-1657-xx

See and avoid other aircraft (in busy, high-density airspace) that may be climbing, descending, or cruising in the vicinity. The GTS800 includes ADS-B enhanced Traffic Advisory (TAS) and Traffic Collision Avoidance (TCAS I) systems featuring CLEAR CAS™ technology. The GTS800 provides accurate, dynamic traffic surveillance with ATC-like spoken audio alerts to help the pilot quickly respond to potential flight path encroachments. Available to interface with GTX 335R and GTX 345R transponders.



Benefits

- Actively tracks up to 45 targets to 22 nm
- Combines active surveillance with passive (ADS-B) surveillance
- Generates aural and visual traffic advisories
- Interfaces with a range of displays

Weight: 4.08 kg (9.0 lb) - **Approvals:** USA*, Canada, EASA, Brazil

[Return to the Table of Contents](#)

Contact and Order Information

U.S.A: +1 800-COPTER-1 aog.us@airbus.com

Canada: +1 800-267-4999 HcareSupport.Canada@airbus.com

© July 2021 Airbus Helicopters, all rights reserved.

AIRBUS



Optional Equipment

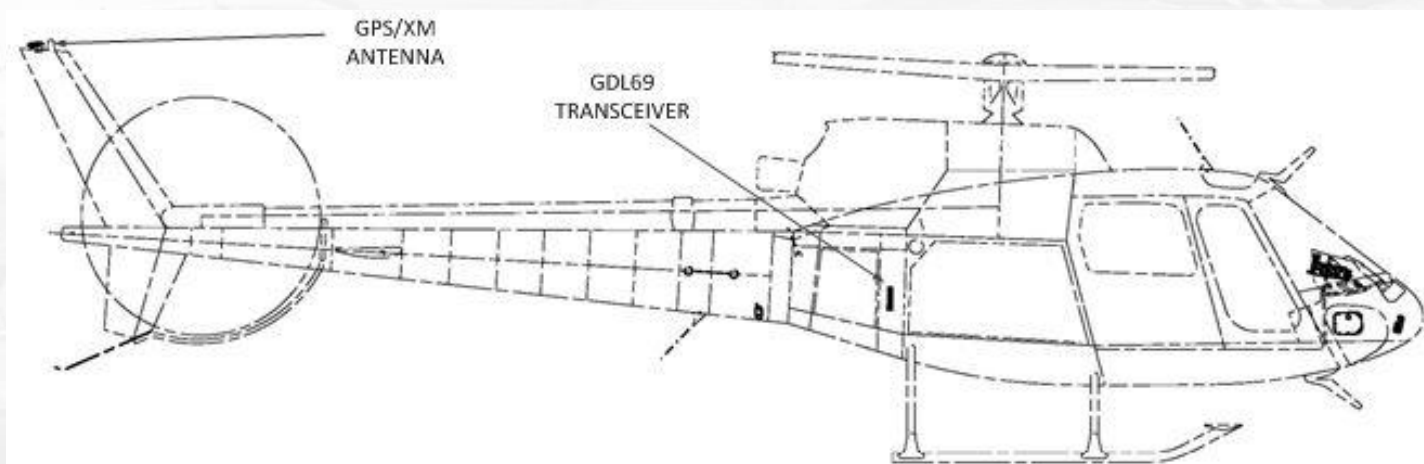
Product Description

AS350/H125

AS350 B2, B3

GARMIN GDL-69AH SXM SATELLITE WEATHER SYSTEM - Part # 350A82-1651

This Garmin GDL69AH SXM satellite weather system consists of a transceiver mounted in the aft baggage compartment and a GPS/XM combination antenna mounted on the vertical fin.



Benefits

- Delivers SiriusXM radio and satellite weather to your avionics display.
- Provides real-time weather information independent of ADS-B ground stations.

Weight: 1.32 kg (2.91 lb) - **Approvals:** USA*

Notes

- With a subscription, GDL 69A SXM delivers SiriusXM Satellite Radio to your aircraft. Enjoy a variety of continuous news, sports, music and entertainment programming anywhere nationwide. GDL 69A SXM interfaces with your cockpit audio panel control to play through the aircraft's audio system.



Optional Equipment

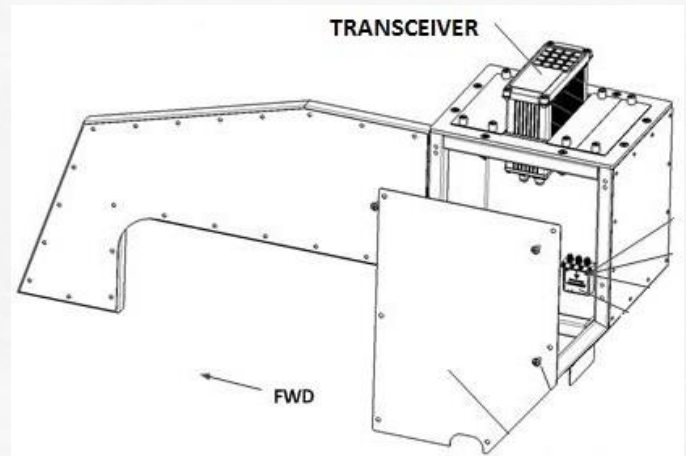
Product Description

AS350/H125

AS350 B2, B3

FLIGHTCELL DZMX IRIDIUM/CELLULAR TRANSCEIVER INSTALLATION - Part # 350A82-1683

This installation adds the Flightcell DZMx airborne iridium/cellular satellite and ground communication systems and antennas. The installation includes one transceiver, one Flightcell cellular antenna, one Flightcell GPS/iridium antenna, one USB/Ethernet connection and two Applied Avionics annunciator switches. The transceiver will be mounted in a console aft of the collective, which is a separate option located in the catalogue named: Console Aft of Collective For Observer.



Benefits

- Provides extensive voice, data and tracking capabilities in a small and lightweight form-factor.
- Choose from multiple satellite and cellular modem options.
- Integrated voice calls via your aircraft's intercom.
- Messaging and broadband data via connected devices.

Weight: 1.41 kg (3.1 lb) - **Approvals:** USA*, EASA

[Return to the Table of Contents](#)

Contact and Order Information

U.S.A: +1 800-COPTER-1 aog.us@airbus.com

Canada: +1 800-267-4999 HcareSupport.Canada@airbus.com

© July 2021 Airbus Helicopters, all rights reserved.

AIRBUS



Optional Equipment

Product Description

AS350/H125


AS350 B3

COBHAM RT-7000 RMR TACTICAL RADIO INSTALLATION - Part # 350A82-1675-xx

Installation of a Cobham RT-7000 Tactical Radio system and relocation of an existing transponder antenna to be installed on the lower side of the tailboom below the horizontal stabilizer. This is a stand-alone system and interfaces to the existing audio system for the purpose of allowing the crew to listen to radio receptions (this is a receive-only system).



RT7000



Benefits

- Allowing the crew to listen to radio receptions and transmit on civil and tactical frequencies.

Weight: 11.25 kg (24.8 lb) - **Approvals:** USA*

[Return to the Table of Contents](#)

Contact and Order Information

U.S.A: +1 800-COPTER-1 aog.us@airbus.com

Canada: +1 800-267-4999 HcareSupport.Canada@airbus.com

© July 2021 Airbus Helicopters, all rights reserved.

AIRBUS



Optional Equipment

Product Description

AS350/H125

B3

MULTI-BAND FM TRANSCEIVER TECHNISONIC TDFM-9300 - Part # 350A82-1670

The installation of a Technisonic TDFM-9300 Multi-Band FM Transceiver consists of a transceiver control head with four modules (VHF, UHF, Low and UHF High). Two RAMI AV-924 multi-band antennas will be shared among modules 1-4, and a Sensor Systems 65-8282-34 antenna will be used for module 5. Two RAMI AV-930 diplexers and Technisonic high-pass filters are also installed. A tactical transmit on/off switch and relays are also installed to allow the pilot to turn of transmit as mitigation for interference. Each TDFM-9300N module will connect to an audio system as an individual transceiver. The TDFM-9300 is located in the centreline of the instrument panel. The RAMI antennas are located on the belly. The Sensor Systems antenna is located on the underside of the tailboom. The diplexers and high-pass filter are located under the cockpit floor (LH and RH). The tactical transmit on/off switch is located in the instrument panel above the GDU620.



Benefits

- This module can support analog/digital operation on the full FM Band spectrum (VHF, UHF, and 7/800) or can be configured to support operation on any mix of all three bands, two bands, or on any single band.

Weight: 13.96 kg (30.8 lb) - **Approvals:** USA*

[Return to the Table of Contents](#)

Contact and Order Information

U.S.A: +1 800-COPTER-1 aog.us@airbus.com

Canada: +1 800-267-4999 HcareSupport.Canada@airbus.com

© July 2021 Airbus Helicopters, all rights reserved.

AIRBUS



Optional Equipment

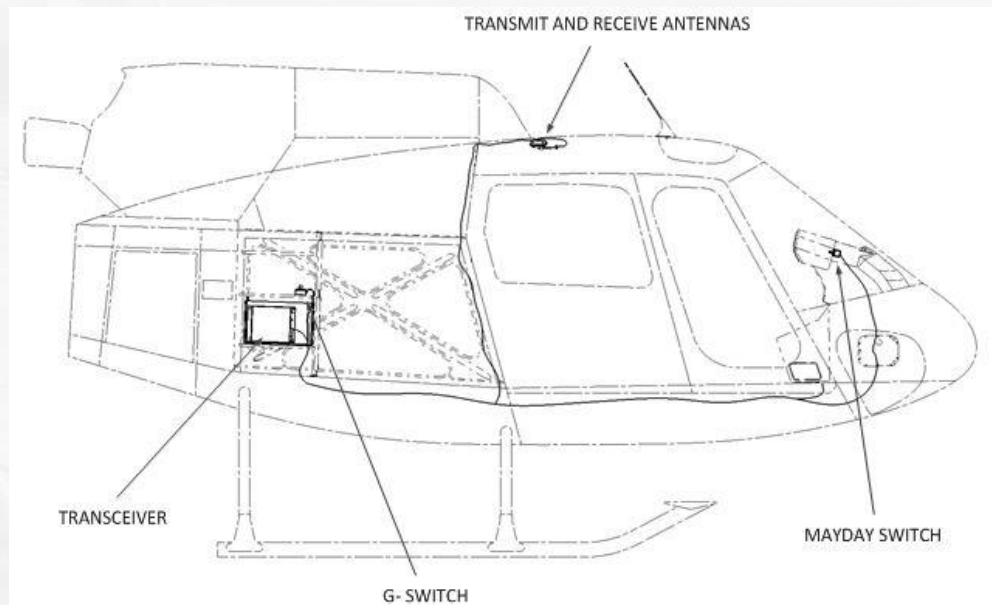
Product Description

AS350/H125

B3

OUTERLINK CP-3i COMMPPOINT SYSTEM - Part # 350A82-1668

The OuterLink CP-3i CommPoint System provides automatic and immediate updates on aircraft location to an Operations Centre. A pre-programmed distress message can be sent to an Operations Centre by the flight crew by placing the instrument panel-mounted MAYDAY switch to the “EMERGENCY” position. The CP-3i communicates with the Operations Centre using an integral OuterLink Satcom system. The CP-3i system includes a transceiver (located in the right baggage compartment), 10-g inertial switch (located in the right baggage compartment), a MAYDAY switch mounted on the instrument panel, a GPS/SATCOM receive antenna (left hand cabin roof), and SATCOM transmit antenna (right hand cabin roof).



Benefits

- Automatic and immediate communications with the Operations Centre.
- Quickly send a pre-programmed distress message to an Operations Centre.

Weight: 2.43 kg (5.36 lb) - **Approvals:** USA*

[Return to the Table of Contents](#)

Contact and Order Information

U.S.A: +1 800-COPTER-1 aog.us@airbus.com

Canada: +1 800-267-4999 HcareSupport.Canada@airbus.com

© July 2021 Airbus Helicopters, all rights reserved.

AIRBUS



Optional Equipment


Product Description

AS350/H125

AS350 B3

JUPITER AUDIO CONTROLLERS INSTALLATION - Part # 350A82-1676-xx

Installation of two Jupiter Audio Controllers, replacing the existing crew audio control panel with a new Jupiter JA94-N01A crew audio control panel in the cockpit console multi-block for the pilot. It also adds a new Jupiter JA95-N01 audio control panel in the aft cabin overhead for the crew. As an option, a foot-operated PTT switch can also be installed for the pilot. Single/Dual.



Benefits

- Allowing easy control of the Jupiter audio system for both pilot and crew.

Weight: 4 kg (8.82 lb) - **Approvals:** USA*

[Return to the Table of Contents](#)

Contact and Order Information

U.S.A: +1 800-COPTER-1 aog.us@airbus.com

Canada: +1 800-267-4999 HcareSupport.Canada@airbus.com

© July 2021 Airbus Helicopters, all rights reserved.

AIRBUS



Optional Equipment

Product Description

AS350/H125

AS350 B3

GSR 56H SATCOM INSTALLATION - Part # 350A82-1672-01

Installation of Garmin GSR 56H SATCOM System consisting of an Iridium satellite transceiver (located in the aft baggage compartment) and a compatible Iridium antenna (located on the cabin roof). The GSR 56H provides on-demand weather information, text/voice communications, and near real-time position tracking. The GTN 650 provides the interface for the crew to operate and access the SATCOM system functions, features, and weather overlays, and can also be displayed on an existing GDU 1060 display.



Benefits

- On-demand weather information
- Text and voice communications through aircraft intercom system
- Position tracking

Weight: 3 kg (6.7 lbs) - **Approvals:** USA*

Notes

- If a secondary GDU 1060 is installed, only the pilot's or primary GDU will display GSR 56H information.

[Return to the Table of Contents](#)

Contact and Order Information

U.S.A: +1 800-COPTER-1 aog.us@airbus.com

Canada: +1 800-267-4999 HcareSupport.Canada@airbus.com

© July 2021 Airbus Helicopters, all rights reserved.

AIRBUS



Optional Equipment

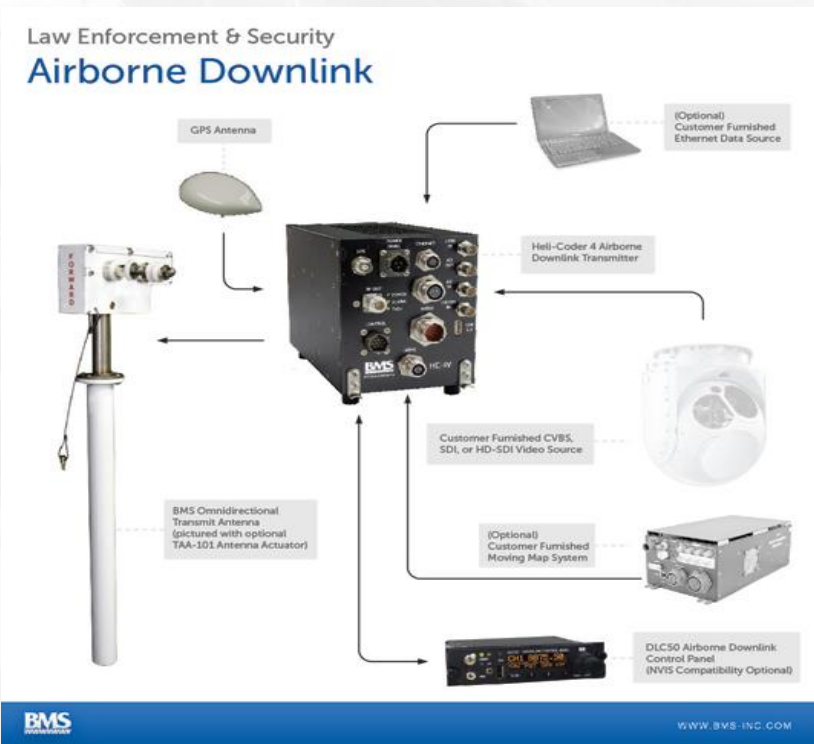
Product Description

AS350/H125

AS350 B2, B3

BMS VIDEO DOWNLINK SYSTEM INSTALLATION - Part # 350A82-1647-03

The Airborne Downlink system is a single box solution containing everything needed for high-quality, reliable transmission. This includes the video encoder, modulator, up-converter and high-power amplifier. It also includes a dependable low cost antenna mounted on the cabin roof and employs an omnidirectional antenna that provides 360° of azimuth coverage. The new Cockpit Downlink Control Panel is designed to give the aircraft operator full control of any BMS digital microwave system.



Features

This installation consists of:

- A signal power amplifier mounted in the right baggage compartment
- Primary aerial control panel mounted in the console
- Omni antenna mounted on the right skid
- Dedicated GPS antenna mounted on the cabin roof

Benefits

- Low delay time
- Digital signal resistant to multipath degradation

Weight: 3.73 kg (8.25 lb) - **Approvals:** USA*

[Return to the Table of Contents](#)

Contact and Order Information

U.S.A: +1 800-COPTER-1 aog.us@airbus.com

Canada: +1 800-267-4999 HcareSupport.Canada@airbus.com

© July 2021 Airbus Helicopters, all rights reserved.

AIRBUS



Optional Equipment

Product Description

AS350/H125

AS350 B2, B3

MULTI-BLOC CENTER CONSOLE INSTALLATION - Part # 350A73-2023-01

This modification replaces the original center console with one which is slightly taller, allowing for the installation of deeper avionics units. The switches and annunciators from the original center console are transferred to the new console



Benefits

- Allows for the installation of a Garmin GTN750 display

Weight: Negligible - **Approvals:** USA*, Canada, EASA, Brazil

AIRBUS

[Return to the Table of Contents](#)

Contact and Order Information

U.S.A: +1 800-COPTER-1 aog.us@airbus.com

Canada: +1 800-267-4999 HcareSupport.Canada@airbus.com

© July 2021 Airbus Helicopters, all rights reserved.



Optional Equipment

Product Description

AS350/HI25

AS355

AS350B, BA, BI, B2, B3, D
AS355 NP

CABLE CUTTER INSTALLATION - SAP # I95308I

The Cable Cutter Installation offers a measure of protection against impacting horizontally strung cables. The cable-cutters are installed on the lower and upper canopy. This installation is highly recommended by Airbus Helicopters for the improved safety of passengers and crew.



Benefits

- Protection against cable strike
- Improved safety for pilot and passengers
- No additional maintenance
- Lightweight installation

Weight: 6.64 kg (14.6 lb) - **Approvals:** USA, Canada*, Brazil, Mexico

Notes

- Kit compatible only with airframe post factory modifications OP I946 and OP I947

AIRBUS

[Return to the Table of Contents](#)

Contact and Order Information

U.S.A: +1 800-COPTER-1 aog.us@airbus.com

Canada: +1 800-267-4999 HcareSupport.Canada@airbus.com

© July 2021 Airbus Helicopters, all rights reserved.



Optional Equipment

Product Description

AS350/H125

AS350 B, BA, BI, B2, B3, B3e

BLR FASTFIN - SAP # 2043528

BLR has developed and certified its FastFin® Tail Rotor Enhancement and Stability System that is available for all models of AS350, and certified performance is available for the BI, B2, B3 and H125/B3e. The FastFin System is also compatible with Transport Canada STC SH96-31 battery modifications. FastFin uses advanced airflow management to increase the effectiveness of the H125 anti-torque system for significant increases to hover load and stability. The FastFin is comprised of an Advanced Tailboom Aerodynamic Cowling (ATAC), a Tailboom Strake and Vortex Generators.



Benefits

- Up to 120 lb. useful load increase in OGE hovers
- Up to 10% increase in available right pedal
- Reduction in pilot workload
- Greater control in precision hover-hold
- Reduces potential of over-torque

Weight: 8.6 kg (19 lb.) - **Approvals:** USA, Canada, EASA, Mexico, Brazil, China, India

[Return to the Table of Contents](#)

Contact and Order Information

U.S.A: +1 800-COPTER-1 aog.us@airbus.com

Canada: +1 800-267-4999 HcareSupport.Canada@airbus.com

© July 2021 Airbus Helicopters, all rights reserved.

AIRBUS



Optional Equipment

Product Description

AS350/H125

AS355

AS350 B, BA, B1, B2, B3, D
AS355 E, F, F1, F2, NP

CARGO PODS (“SQUIRREL CHEEKS”) SAP # 2007753

The Cargo Pods increase the volume of both the left hand (LH) and right hand (RH) cargo compartments. They can be installed individually or in pairs.

The composite material pod has a hinged door which opens widely for easy access to the storage area and is held open by a gas strut. The door fastens securely for flight with three positive latches.

The installation also includes a door open warning annunciator. The upper portion of the cargo pod surface includes an excellent standing area for maintenance activities. The fuel filler and EPU access are unaffected. The cargo pods are ideal for utility missions, tourism and corporate passenger transport.



Benefits

- Increases the cargo load capacity by 70% over the standard AS350 cargo compartment
- Increases cargo volume capacity by 90% over the standard AS350 cargo compartment
- Eases access
- Platform for maintenance
- Aerodynamic design
- Dual or single installation

[Return to the Table of Contents](#)

Contact and Order Information

U.S.A: +1 800-COPTER-1 aog.us@airbus.com

Canada: +1 800-267-4999 HcareSupport.Canada@airbus.com

© July 2021 Airbus Helicopters, all rights reserved.

AIRBUS



CARGO PODS (“SQUIRREL CHEEKS”) - CONTINUED

Weight	32 kg (70.5 lb) both sides installed
Arm (m)	3.53
Approvals	USA, Canada*, EASA
Material	Fiberglass, Prepreg Layup Durable Aluminum Floor Cover
Part Number	350-201814/24 post CRFS mod 07-4606 (AS350) 355-200814-824 (AS355)
Incompatibility	Not compatible with sliding doors Not compatible with AS350 equipped with AFS air conditioning system with condenser located in the RH cargo compartment L/H compatible with aircraft with post mod 07-4606.
Operational Limitations	HIGE, HOGE charts and climb performance are affected, refer to FMS (Flight Manual Supplement)
Retrofit Information	TCCA# SH97-15 (AS350), SH97-60 (AS355) FAA# SR00699NY, SR00795NY (E, F, FI, F2) EASA.IM.R.S.01031 Supplied by Airbus Helicopters Canada . Retrofit can be performed at customer's facility

Notes

- Finished in primer: must be painted after installation
- Cargo Pod volume on RH side is 0.40 cubic meters and can carry 175kg
- Battery relocation option: Cargo Pod volume on RH side is 0.43 cubic meters and can carry 195kg
- Cargo Pod volume on LH side is 0.43 cubic meters and can carry 195kg



Optional Equipment

Product Description

AS350/H125

AS355

AS350 B, BA, BI, B2, B3, D, DI

AS355 E, F, FI, F2, NP

FORWARD OPENING REAR CARGO DOOR - Part # 350-201014

The Forward Opening Rear Cargo Door replaces the existing door. The dual-hinged side mounted door improves access for loading and unloading of the rear cargo compartment.



Benefits

- Facilitates maintenance by allowing easy access
- Facilitates loading and unloading
- Equipped with a gas strut to keep door in open position

Weight: 0.63 kg (1.39 lb)

Approvals: Canada, USA*, EASA, Brazil, Mexico

Notes

- Finished in primer: must be painted after installation

AIRBUS

[Return to the Table of Contents](#)

Contact and Order Information

U.S.A: +1 800-COPTER-1 aog.us@airbus.com

Canada: +1 800-267-4999 HcareSupport.Canada@airbus.com

© July 2021 Airbus Helicopters, all rights reserved.



Optional Equipment

Product Description

AS350

AS350 B, BA, BI, B2

AIRFRAME FUEL FILTER - Part # 350-600004

The Airframe Fuel Filter removes foreign particles from the fuel, including ice particles which allows sub zero operation without the use of anti-ice fuel additives.



Benefits

- Removes foreign particles from fuel
- Allows helicopter to operate at below freezing temperatures without anti-ice additives
- Impending bypass indicator in cockpit

Weight: 2.37 kg (5.2 lb) - **Approvals:** USA, Canada*, Germany, Brazil, Mexico

Notes

- Container must be emptied manually
- Fuel additives are required for operation below 0°C when ferry tanks are used

[Return to the Table of Contents](#)

Contact and Order Information

U.S.A: +1 800-COPTER-1 aog.us@airbus.com

Canada: +1 800-267-4999 HcareSupport.Canada@airbus.com

© July 2021 Airbus Helicopters, all rights reserved.

AIRBUS



Optional Equipment


Product Description

HI25

AS350 B3, B3e

AIRFRAME FUEL FILTER - Part # 350-600024

The Airframe Fuel Filter removes foreign particles from the fuel, including ice particles which allows sub zero operation without the use of anti-ice fuel additives.



Benefits

- Removes foreign particles from fuel
- Allows helicopter to operate at below freezing temperatures without anti-ice additives
- Impending bypass indicator in cockpit

AIRBUS

[Return to the Table of Contents](#)

Contact and Order Information

U.S.A: +1 800-COPTER-1 aog.us@airbus.com

Canada: +1 800-267-4999 HcareSupport.Canada@airbus.com

© July 2021 Airbus Helicopters, all rights reserved.



AIRFRAME FUEL FILTER - CONTINUED

Weight	3.35 kg (7.4 lb)
Arm (m)	3.50
Approvals	USA, Canada*, Brazil, Mexico
Part Number	350-600024
Operational Limitations	<p>Max Altitude JET A 21000 ft. (B3) Max Altitude JET A 15000 ft. (B3e)</p> <p>Max Altitude JET B 15000 ft. (B3), Replacement fuels prohibited (B3e).</p> <p>Max OAT JET B ISA +30°C to 43°C (B3)</p>
Retrofit Information	<p>TCCA# SH02-42 FAA# SR01632NY (only B3) DGAC Mexico# IA-231/2013 ANAC# 2013S10-14 (only B3)</p> <p>Supplied by Airbus Helicopters Canada . Retrofit can be performed at customer's facility</p>

Notes

- Installation not compatible with rupture resistance fuel system installed
- There is a limitation of Jet A only for the H125 (AS350 B3) with Arriel 2D Engine installed
- Container must be emptied manually



Optional Equipment

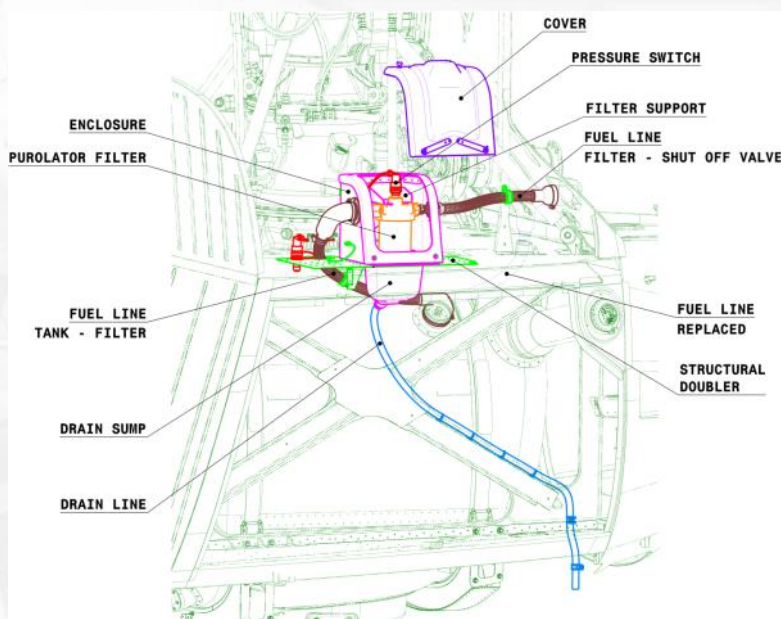
Product Description

AS350

AS350 B3E

AIRFRAME-MOUNTED FUEL FILTER COMPATIBLE WITH CRFS - Part # 350-600044

The Airframe-Mounted Fuel Filter provides additional fuel filtering to remove foreign particles from the fuel, and is compatible with the crash resistant fuel system and compliant with fuel system crashworthiness requirements.



Benefits

- Removes foreign particles from fuel.
- Improved filtration level over existing engine-mounted filter.
- Impending bypass indicator in cockpit.

Weight: 5 kg (11 lb) - **Approvals:** Canada*

Notes

- Installation is only compatible with crash resistant fuel system.
- Container must be emptied manually.
- If fuel does not contain a freezing inhibitor, and if the OAT is below +5 C, the use of an anti- ice additive is mandatory
- Max Altitude 12,000 ft.

[Return to the Table of Contents](#)

Contact and Order Information

U.S.A: +1 800-COPTER-1 aog.us@airbus.com

Canada: +1 800-267-4999 HcareSupport.Canada@airbus.com

© July 2021 Airbus Helicopters, all rights reserved.

AIRBUS



Optional Equipment


Product Description

AS350/H125

All models

CARGO TIE DOWN RINGS IN AFT CABIN FLOOR - SAP # 1961248

The Six heavy-duty cargo tie-down ring system consists of reinforced attachment points on the aircraft's cabin floor. This system allows heavy objects to be secured in the cabin, and can also be used for rappelling from the helicopter, without preventing the later re-installation of rear seats. The system's flexibility makes it extremely popular with utility and parapublic operators.



Benefits

- Enhanced safety through the secure transportation of loads and equipment inside the helicopter
- Allows internal or external loads to be safely secured
- Enhanced aircraft mission versatility
- Each tie down point is rated for a maximum load of 250 lb.

Weight: Negligible - **Approvals:** USA*, Canada

[Return to the Table of Contents](#)

Contact and Order Information

U.S.A: +1 800-COPTER-1 aog.us@airbus.com

Canada: +1 800-267-4999 HcareSupport.Canada@airbus.com

© July 2021 Airbus Helicopters, all rights reserved.

AIRBUS



Optional Equipment

Product Description


AS350/H125

AS355

AS350 B, BA, BI, B2, B3, D
AS355 E, F, FI, F2, N, NP

AIRCRAFT FLOOR COVERS (AERMAT FLOORING) - Part # 350-701814-01

The Aircraft Floor Cover is a durable utility vinyl floor mat made to help protect the entire cabin floor. Available in black, grey and blue.



Benefits

- Protects the cabin floor
- Provides enhanced comfort through insulation
- Long-lasting
- Reinforced with minimal shrinkage
- Wear-resistant
- Custom fit

Weight: 11.3 kg (25.0 lb) - **Approvals:** USA, Canada*, EASA, Mexico, Brazil

AIRBUS

[Return to the Table of Contents](#)

Contact and Order Information

U.S.A: +1 800-COPTER-1 aog.us@airbus.com

Canada: +1 800-267-4999 HcareSupport.Canada@airbus.com

© July 2021 Airbus Helicopters, all rights reserved.



Optional Equipment

Product Description

AS350/H125



AS355

AS350 B, BA, B1, B2, B3, D

AS355 E, F, F1, F2, N, NP

AIRCRAFT SEAT COVERS

The Aircraft Seat Covers are made with highly wear-resistant aircraft fabric or leather. Approved fabric is available in two patterns and three colors (black, grey and blue). Approved leather is available in two colors (grey and blue). The covers can easily fit onto the existing seat foams. Replacement foams can be ordered separately to provide a replacement cushion.



Benefits

- Enhanced comfort and design
- Easy to install
- Made with flame resistant materials, approved by Transport Canada

[Return to the Table of Contents](#)

Contact and Order Information

U.S.A: +1 800-COPTER-1 aog.us@airbus.com

Canada: +1 800-267-4999 HcareSupport.Canada@airbus.com

© July 2021 Airbus Helicopters, all rights reserved.

AIRBUS



AIRCRAFT SEAT COVER - CONTINUED

Weight	1.0 - 1.5 kg (2.2 lb - 3.3 lb) depending on material
Arm (m)	Varies depending on configuration
Approvals	Canada*, USA, EASA, Mexico, Brazil
Part Number	<p>350-701904-01, 03 or 08 Front Seat Cover</p> <p>350-701044-02 or 06 Rear Seat Cover (Bottom)</p> <p>350-701044-04 or 05 Rear Seat Cover (Back)</p>
Retrofit Information	<p>TCCA# SH12-28 FAA# SR03572N EASA# 10056823 DGAC Mexico# IA-355/2019 ANAC Brazil# 2019S09-07</p> <p>Supplied by Airbus Helicopters Canada . Retrofit can be performed at customer's facility</p>



Optional Equipment

Product Description

AS350/H125

AS355

AS350 B, BA, B1, B2, B3, D
AS355 E, F, F1, F2, N, NP

BACK SEAT DOCUMENT HOLDERS - Part # 350-702124 for SI98 seat

The Back Seat Document Holders provide discreet leather pockets mounted on the rear of the energy absorbing seats. Due to its elastic design the document holders are not bulky, however can easily accommodate larger documents, such as Flight Manuals, or store up to approx. 1.3 kg. Available in a highly robust leather, dyed black, grey or blue to match the approved leather seat covers.



Benefits

- Provides space for stowing documents and small personal items for pilots and crew
- Elastic design prevents holder contents from moving during flight, thus enhancing safety
- Light weight and compact
- Easy to install

Weight: 1.0 kg (2.2 lb) - **Approvals:** USA, Canada*, EASA, Mexico, Brazil

Notes

- Only available on energy absorbing seats

[Return to the Table of Contents](#)

Contact and Order Information

U.S.A: +1 800-COPTER-1 aog.us@airbus.com

Canada: +1 800-267-4999 HcareSupport.Canada@airbus.com

© July 2021 Airbus Helicopters, all rights reserved.

AIRBUS



Optional Equipment

Product Description

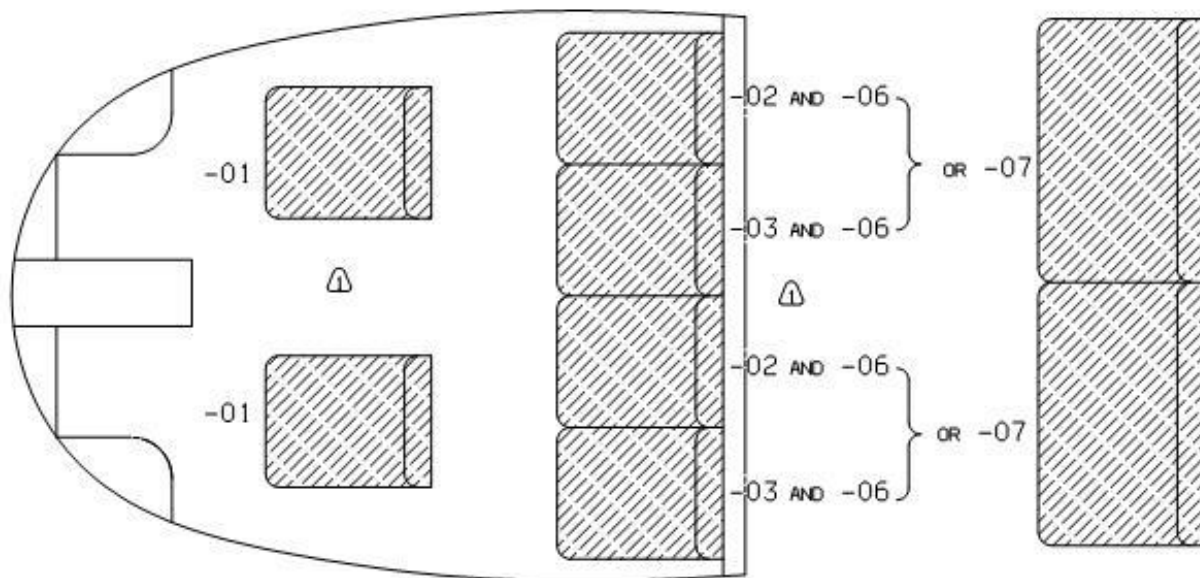
AS350/H125

AS355

AS350 B, BA, B1, B2, B3, D
AS355 E, F, F1, F2, N, NP

UTILITY VINYL SEAT COVERS - Part # 350-701044-01/08

The Utility Seat Covers are made with highly wear-resistant aircraft vinyl. The 02, 03, and 06, covers fit over OEM cushions. Using covers with additional OEM foams such as 01 and 07, can provide replacement cushions.



Benefits

- Highly resistant to dirt and harsh environments
- Made with flame resistant materials
- Easy to install

Weight: 1.35 kg (3.0 lb) - **Approvals:** USA, Canada*, EASA, Mexico, Brazil

Notes

- Available in black vinyl only

[Return to the Table of Contents](#)

Contact and Order Information

U.S.A: +1 800-COPTER-1 aog.us@airbus.com

Canada: +1 800-267-4999 HcareSupport.Canada@airbus.com

© July 2021 Airbus Helicopters, all rights reserved.

AIRBUS



Optional Equipment

Product Description

AS350/H125

AS355

AS350 B, BA, B1, B2, B3

AS355 F1, F2

BATTERY RELOCATION KIT

The Battery Relocation Kit provides provisions to install a high capacity lead acid or nickel cadmium battery in the tail boom removing the standard aircraft battery located in the right hand (RH) cargo compartment. It reduces the need for aft aircraft ballast and increases the usable space in the RH cargo compartment. The battery is mounted on a removable tray in the left hand (LH) side of the tail boom. The battery relocation kit is ideal for balancing aircraft equipped with heavily loaded instrument panels.



Benefits

- Increases RH cargo capacity
- Reduces the need for tail boom ballast
- The battery can be quickly disconnected and can be removed while wearing winter gloves

[Return to the Table of Contents](#)

Contact and Order Information

U.S.A: +1 800-COPTER-1 aog.us@airbus.com

Canada: +1 800-267-4999 HcareSupport.Canada@airbus.com

© July 2021 Airbus Helicopters, all rights reserved.

AIRBUS



BATTERY RELOCATION KIT

Weight	27.1 kg (59.7 lb) remove std battery, add lead acid battery 24.0 kg (52.9 lb) remove std battery, add NiCad battery
Arm (m)	9.49 (remove std battery, add lead acid battery) 9.49 (remove std battery, add NiCad battery)
Approvals	USA, Canada*, EASA, Brazil, Mexico
Part Number	350-700324 (AS350) 355-700324 (AS355)
Retrofit Information	<p>TCCA# SH96-3 I FAA# SR00422NY (AS350), SR00800NY (AS355) EASA# 10016747 (or EASA.IM.R.S.01073) ANAC# 9703-02 (AS350), #2002S06-01 (AS350 B) ANAC# 2002S06-02 (AS355 FI, F2) DGAC Mexico# IA-266/2014</p> <p>Supplied by Airbus Helicopters Canada . Retrofit can be performed at customer's facility</p>

Notes

- Kit does not include battery
- Compatible with NI-CAD (2376-I) or Lead Acid (RG-390E) battery
- Finished in primer: must be painted after installation.

[Return to the Table of Contents](#)

Contact and Order Information

U.S.A: +1 800-COPTER-1 aog.us@airbus.com

Canada: +1 800-267-4999 HcareSupport.Canada@airbus.com

© July 2021 Airbus Helicopters, all rights reserved.

AIRBUS



Optional Equipment

Product Description

AS350/H125

AS350 BA, B2, B3

7 PLACE INTERIOR

The 7 Place Interior consists of a composite-structure 2 Place Forward Passenger Seat on the right-hand side of the cockpit as well as, the Left-hand Pilot Installation. The seat is installed on fixed rails on the cabin floor and is removable by use of quick-release fasteners. A four point seatbelt and shoulder harness is provided for each front occupant of the seating arrangement. The pilot-in-command position is moved from the right to the left side, along with all associated flight controls and other cockpit controls and instrumentation. Provisions for optional dual pilot controls are included in this installation. Battery Relocation is highly recommended for the 7 Place Interior.



Benefits

- Increased passenger capacity
- Increased visibility of load during cargo sling operations
- Improved cabin space for additional options

[Return to the Table of Contents](#)

Contact and Order Information

U.S.A: +1 800-COPTER-1 aog.us@airbus.com

Canada: +1 800-267-4999 HcareSupport.Canada@airbus.com

© July 2021 Airbus Helicopters, all rights reserved.

AIRBUS



7 PLACE INTERIOR - CONTINUED

Weight	12.25 kg (27.0 lb) 2 Place Forward Passenger Seat See SH96-31 (Battery Relocation) See SH96-32 (Left-hand Pilot)
Arm (m)	1.57 (2 Place Forward Passenger Seat) See SH96-31 (Battery Relocation) See SH96-32 (Left-hand Pilot)
Approvals	USA, Canada*, EASA, Brazil, Mexico
Part Number	350-200624 (2 Place Forward Passenger Seat) 350-700324 / 355-700324 (Battery Relocation) Contact your Airbus Helicopters Representative for Left-hand Pilot part numbers (based on specific I panel requirements).
Operational Limitations	Two place seat detachable provisions are not compatible with dual controls. Minimum crew consists of one pilot in the left hand seat.
Retrofit Information	TCCA SH96-39 (2 Place Forward Passenger Seat) EASA.IM.R.S.01022 (2 Place Forward Passenger Seat) FAA SR00430NY (2 Place Forward Passenger Seat) ANAC# 9703-04 (2 Place Forward Passenger Seat) DGAC Mexico# IA-230/2013 See SH96-31 (Battery Relocation) See SH96-32 (Left-hand Pilot)

Notes

- Requires the installation of the Left-hand Pilot (I.A.W. TCCA SH96-32).
- The dual bench rails are compatible with the extended EA seat rails
- Seat covers are not included and are to be provided and certified by the installer
- The front bench seat is the same width as the rear bench seats (16").



Optional Equipment

Product Description

AS350/H125

AS350 BA, B2, B3

LEFT-HAND PILOT CONFIGURATION

The pilot-in-command position is moved from the right to the left hand side, along with all associated flight controls and additional cockpit controls and instrumentation. The Instrument Panel is available in three different sizes including; tour, standard and extended.



Benefits

- Increased visibility of load during cargo sling operations
- Improved cabin space for additional options
- Allows for the use of dual controls

[Return to the Table of Contents](#)

Contact and Order Information

U.S.A: +1 800-COPTER-1 aog.us@airbus.com

Canada: +1 800-267-4999 HcareSupport.Canada@airbus.com

© July 2021 Airbus Helicopters, all rights reserved.

AIRBUS



LEFT-HAND PILOT CONFIGURATION - CONTINUED

Weight	2.14 kg (4.7 lb)
Arm (m)	1.13
Approvals	USA, Canada*, EASA, Brazil
Part Number	Contact your Airbus Helicopters Representative for part numbers (based on specific I-Panel requirements).
Operational Limitations	Dual controls are prohibited if 7 Place Interior is installed in accordance with (TCCA) SH96-39. Minimum crew consists of one pilot in the left hand seat.
Retrofit Information	<p>TCCA# SH96-32 EASA# 10016725 FAA# SR00429NY ANAC # 9703-03</p> <p>Supplied by Airbus Helicopters Canada. Retrofit must be performed by Airbus Helicopters or Authorized Installer.</p>

Notes

- Relocating the aircraft battery to the tailboom (Battery Relocation Kit) is highly recommended
- The space remaining in the center of the cockpit floor after the engine control quadrant is moved to the left allows for a 7 Place Interior Configuration
- Left-hand Pilot lighting modification and configuration to be addressed by installer
- Lighting solution included for aircraft with multi-bloc console



Optional Equipment

Product Description

AS350/H125

AS355

AS350 B, BA, B1, B2, B3

AS355 NP

HIGH VISIBILITY DOORS

The High Visibility Doors provide pilots and passengers with an increased viewing field through the extra large windows. The fully composite doorframe replaces the standard door(s) and can be installed individually or in any combination, including all four doors.

The high visibility doors are ideal for law enforcement, tourism and utility missions.



Benefits

- Increases visibility for pilots and passengers
- Increases passenger comfort
- Same safety features as a standard door (latching, locking and emergency egress)
- No obstruction for camera, video equipment or goggles

AIRBUS

[Return to the Table of Contents](#)

Contact and Order Information

U.S.A: +1 800-COPTER-1 aog.us@airbus.com

Canada: +1 800-267-4999 HcareSupport.Canada@airbus.com

© July 2021 Airbus Helicopters, all rights reserved.



HIGH VISIBILITY DOORS - CONTINUED

Mass	11.9 kg (26.2 lb) Forward LH door 11.9 kg (26.2 lb) Forward RH door 5.80 kg (12.8 lb) Rear LH door 5.80 kg (12.8 lb) Rear RH door
Arm (m)	1.62 (Forward LH door) 1.62 (Forward RH door) 2.43 (Rear LH door) 2.43 (Rear RH door)
Approvals	USA, Canada*, EASA
Material	Fiberglass, Prepreg Frame and Acrylic Window
Part Number	350-202114-03 - LH Forward 350-202114-04 - RH Forward 350-202114-05 - LH Rear 350-202114-06 - RH Rear
Color Availability	Gloss Beige Gloss Grey Black
Incompatibility	Not compatible with sliding doors
Retrofit Information	TCCA# SH00-1, SH15-7 (N, NP) FAA# SR01107NY (only AS350) EASA.IM.R.S.01195 (only AS350) Supplied by Airbus Helicopters Canada . Retrofit can be performed at customer's facility



Notes

- Finished in primer: must be painted after installation.

[Return to the Table of Contents](#)

Contact and Order Information

U.S.A: +1 800-COPTER-1 aog.us@airbus.com

Canada: +1 800-267-4999 HcareSupport.Canada@airbus.com

© July 2021 Airbus Helicopters, all rights reserved.

AIRBUS



Optional Equipment

Product Description

AS350/H125

AS350 B, BA, B1, B2, B3

FORWARD SHORT HIGH-VISIBILITY DOORS SAP # 1928574

The short version of the high visibility door is compatible with the sliding door and provides a full height continuous window option for aircraft equipped with rear sliding doors. The doors can be installed on one or both sides of the aircraft.



Benefits

- Increases visibility for pilots and passengers
- No visual interference with binoculars or goggles
- Increases passenger comfort
- No performance restriction
- Same safety features as a standard door (latching, locking and emergency egress)

AIRBUS

[Return to the Table of Contents](#)

Contact and Order Information

U.S.A: +1 800-COPTER-1 aog.us@airbus.com

Canada: +1 800-267-4999 HcareSupport.Canada@airbus.com

© July 2021 Airbus Helicopters, all rights reserved.



FORWARD SHORT HIGH-VISIBILITY DOORS - CONTINUED

Weight	8.0 kg (17.6 lb) Forward LH door 8.0 kg (17.6 lb) Forward RH door
Arm (m)	1.56 (Forward LH door) 1.56 (Forward RH door)
Approvals	USA, Canada*, EASA, Brazil, Mexico
Material	Prepreg Fiberglass frame construction
Part Number	350-202414-01 - LH Clear Windows 350-202414-02 - RH Clear Windows 350-202414-03 - LH Tinted Windows 350-202414-04 - RH Tinted Windows
Retrofit Information	TCCA# SH05-18 FAA# SR02141NY EASA# IM.R.S.01221 DGAC Mexico# IA-335/2015 ANAC# 2015SI0-07 Supplied by Airbus Helicopters Canada. Retrofit can be performed at customer's facility



Notes

- Finished in primer: must be painted after installation
- For use with sliding rear doors only (not compatible with rear hinged doors).



Optional Equipment

Product Description

AS350/H125


AS355

AS350 B, BA, B1, B2, B3

AS355 N, NP

ENLARGED VERTICAL REFERENCE WINDOW - SAP # 2035148

The enlarged vertical reference window is the largest vertical reference window available on the market for AS350/355 aircraft. For long lining operations the larger window permits you to see loads closer to the aircraft allowing for operations with shorter lines, resulting in enhanced operating versatility and safety. Increases visibility for long lining.



Benefits

- Airbus Helicopters extended forward composite belly panel totally incorporates the window.
- The drop down of the belly panels for maintenance access is unaffected, no screws, only the quick release latches.
- Airbus Helicopters offers the largest floor window on the market. Belly panel window size is 0.23 square meters.
- Intermediate composite belly panels includes relocation of landing light.
- Customer can keep the original panels.

Weight: 2.8 kg (6.2 lb) - **Approvals:** USA, Canada*

Notes

- Rework of floor and composite belly panels required
- Is also compatible with the RH Sliding Door but this must be specified when the kit is ordered. Add ESK 1295 to kit.

[Return to the Table of Contents](#)

Contact and Order Information

U.S.A: +1 800-COPTER-1 aog.us@airbus.com

Canada: +1 800-267-4999 HcareSupport.Canada@airbus.com

© July 2021 Airbus Helicopters, all rights reserved.

AIRBUS



Optional Equipment

Product Description

AS350/H125

All models

COWLING MAINTENANCE STEPS - Part # 350-200094 (LH) Part # 350-200104 (RH)

The Cowling Maintenance Steps improve access to the main rotor head for routine maintenance and inspection. Large enough for winter boots, the steps are located on both sides of the aircraft.



Benefits

- Improved access to the main rotor head for maintenance and inspection.

Weight: Negligible - **Approvals:** USA, Canada*

[Return to the Table of Contents](#)

Contact and Order Information

U.S.A: +1 800-COPTER-1 aog.us@airbus.com

Canada: +1 800-267-4999 HcareSupport.Canada@airbus.com

© July 2021 Airbus Helicopters, all rights reserved.

AIRBUS



Optional Equipment

Product Description

AS350/H125

AS355

All models

RAIL STEPS - Part # 350-500194 (LH) Part # 350-500204 (RH)

The Rail Steps installation introduces an elevated step to each side of the landing gear, providing easier entry and exit for crew and passengers. It also provides maintenance staff with improved access to the transmission deck for daily checks and maintenance.



Benefits

- Provides easier entry and exit for crew and passengers
- Provides easier access to transmission deck for maintenance

Weight: 7.7 kg (17.0 lb) with LH & RH installed - **Approvals:** USA, Canada*

AIRBUS

[Return to the Table of Contents](#)

Contact and Order Information

U.S.A: +1 800-COPTER-1 aog.us@airbus.com

Canada: +1 800-267-4999 HcareSupport.Canada@airbus.com

© July 2021 Airbus Helicopters, all rights reserved.



Optional Equipment

Product Description


AS350/H125

AS355

All models

REAR MAINTENANCE STEPS - Part # 350-500604

The Rear Maintenance Steps improve access to the engine and transmission decks for routine maintenance and inspection. They are mounted on the landing gear aft cross tube and include an anti-slip surface.



Benefits

- Large contact surface with anti-slip finish for safety
- Improved access to engine and transmission
- Kit includes both left and right step assembly

Weight: 2.2 kg (4.9 lb) LH & RH installed - **Approvals:** USA, Canada*, EASA, Mexico, Brazil

AIRBUS

[Return to the Table of Contents](#)

Contact and Order Information

U.S.A: +1 800-COPTER-1 aog.us@airbus.com

Canada: +1 800-267-4999 HcareSupport.Canada@airbus.com

© July 2021 Airbus Helicopters, all rights reserved.



Optional Equipment

Product Description

AS350/H125

AS350 B, BA, B1, B2, B3, D

BELLY-MOUNTED ANTI-COLLISION LIGHT (RED OR RED/WHITE) - Part #350A82-1576-11

This newest installation of a strobe anti-collision light installation, and/or supplemental strobe light, enhances collision avoidance by making the aircraft more visible to others, thereby improving flight safety. This new installation of the LED anti-collision strobe light is set lower on the aircraft's belly than the previous version, to enhance visibility when facing the front of the aircraft. It is placed just aft of the rear landing gear cross tube. The light is either RED or RED/WHITE.



Benefits

- Improved aircraft visibility to others, improving flight safety
- Offers increased positional awareness for nearby traffic

Weight: 0.4 kg (0.88 lb) - **Approvals:** USA*, Canada

[Return to the Table of Contents](#)

Contact and Order Information

U.S.A: +1 800-COPTER-1 aog.us@airbus.com

Canada: +1 800-267-4999 HcareSupport.Canada@airbus.com

© July 2021 Airbus Helicopters, all rights reserved.

AIRBUS



Optional Equipment

Product Description

AS350/H125

AS355

AS350 D,, B, BA, BI, B2, B3

AS355 E, F, FI, F2, N, NP

BLADE TIE-DOWN KIT - SAP # 1921563

The Blade Tie-Down Kit prevents the blades from flapping in windy conditions while the helicopter is parked on the ground.



Benefits

- Prevents blade movement and main rotor head damage
- Easy and efficient one-person installation, no additional equipment required
- Compact and light ground support equipment for on-board storage

Weight: 0.14 kg (0.3 lb) fixed provision - **Approvals:** USA, Canada*, EASA, Brazil, Mexico

Notes

- For winds up to 40 knots.

AIRBUS

[Return to the Table of Contents](#)

Contact and Order Information

U.S.A: +1 800-COPTER-1 aog.us@airbus.com

Canada: +1 800-267-4999 HcareSupport.Canada@airbus.com

© July 2021 Airbus Helicopters, all rights reserved.



Optional Equipment

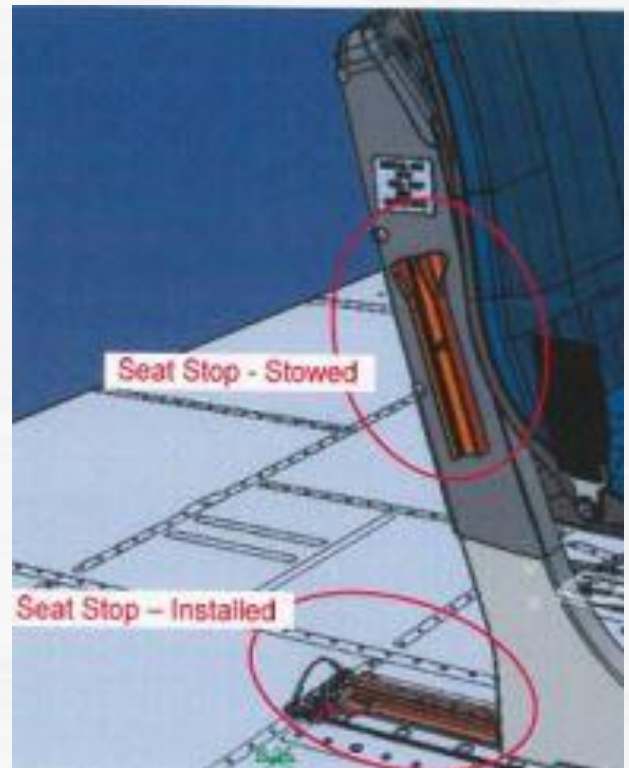
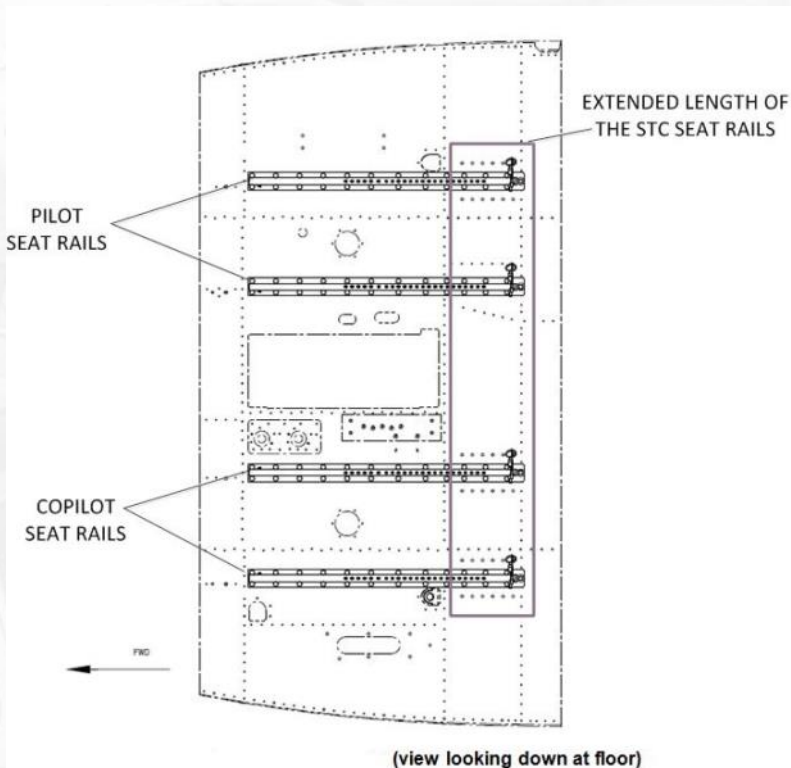
Product Description

AS350/H125

AS350 B3, B3E

EXTENDED SEAT RAILS FOR PILOT AND COPILOT - Part # 350A82-1658

This installation replaces the factory seat rails with longer rails to allow the seat to move 5.4" (137mm) further aft. Can only be extended when there are no passengers directly behind the pilot and co-pilot seat.



Benefits

- Easier to reach mission equipment installed between the pilot and co-pilot seat.
- Increases comfort with more leg space for the crew.

Weight: 1.83 kg (4.03 lb) - **Approvals:** USA*, Canada, EASA

[Return to the Table of Contents](#)

Contact and Order Information

U.S.A: +1 800-COPTER-1 aog.us@airbus.com

Canada: +1 800-267-4999 HcareSupport.Canada@airbus.com

© July 2021 Airbus Helicopters, all rights reserved.

AIRBUS



Optional Equipment

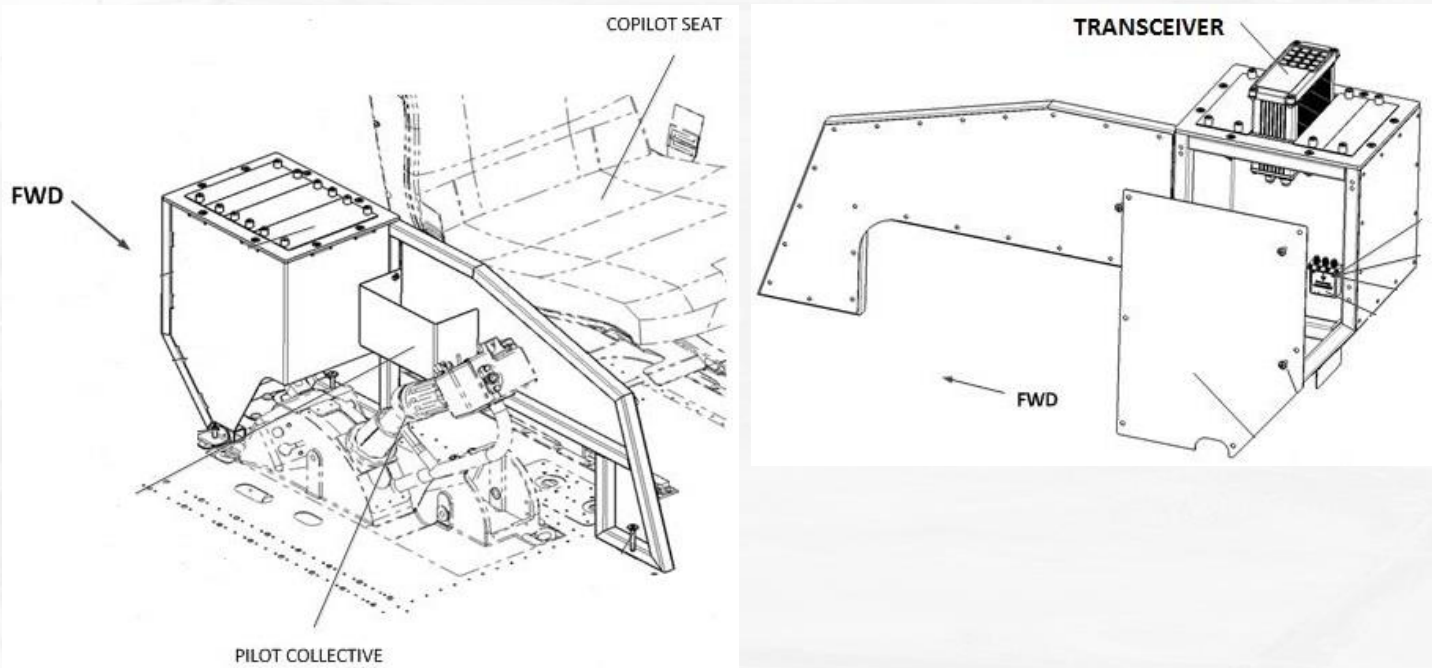
Product Description

AS350/H125

AS350 B3, B3E

CONSOLE AFT OF COLLECTIVE FOR OBSERVER - Part # 350A82-1684

This installation adds a console aft of the collective for the observer in the aft passenger compartment, and has room to add additional mission avionics equipment.



Benefits

- Adds the capacity for additional mission avionics equipment.
- Avionics can easily be accessed by observer in the cabin.

Weight: 1.77 kg (3.9 lb) - **Approvals:** USA*, EASA

[Return to the Table of Contents](#)

Contact and Order Information

U.S.A: +1 800-COPTER-1 aog.us@airbus.com

Canada: +1 800-267-4999 HcareSupport.Canada@airbus.com

© July 2021 Airbus Helicopters, all rights reserved.

AIRBUS



Optional Equipment

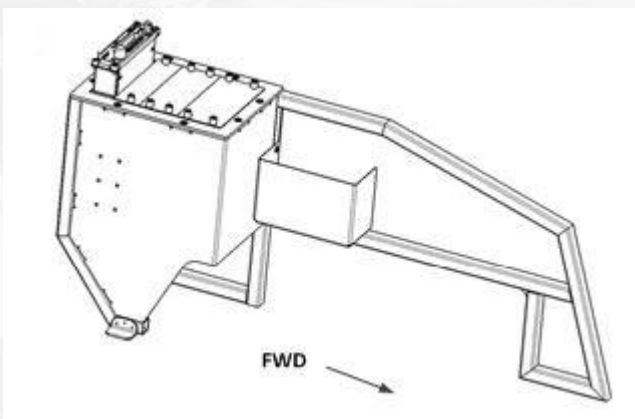
Product Description

AS350/H125

AS350 B3, B3E

AVALEX AVR8345 DIGITAL VIDEO RECORDER - Part # 350A82-1686

This installation adds the Avalex AVR8345 DVR to record and play back mission audio and video. The transceiver will be mounted in a console aft of the collective, which is a separate option located in the catalogue named: Console Aft of Collective For Observer. The AVR8345 is a 4th generation, single-channel digital video recorder which steps the Avalex Video Recorder product line into both analog and serial digital interface (SDI), high definition (HD) video recording in a compact Dzus-style housing.



Benefits

- The HD-SDI side supports 720p50 and 60 Hz signals.
- Captures a wide range of signals required by military and other platforms.

Weight: 0.73 kg (1.6 lb) - **Approvals:** USA*, EASA

[Return to the Table of Contents](#)

Contact and Order Information

U.S.A: +1 800-COPTER-1 aog.us@airbus.com

Canada: +1 800-267-4999 HcareSupport.Canada@airbus.com

© July 2021 Airbus Helicopters, all rights reserved.

AIRBUS



Optional Equipment

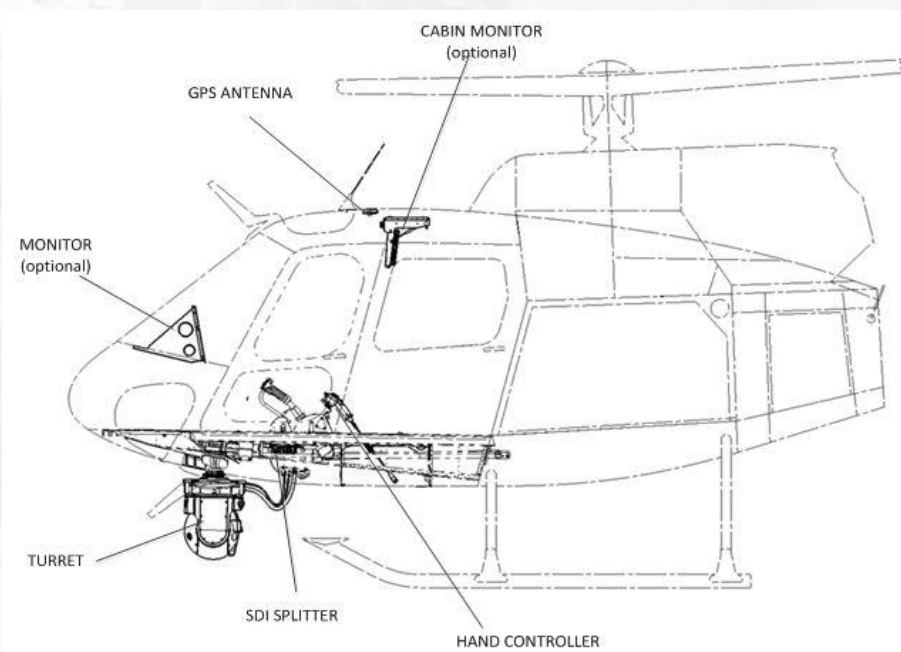
Product Description

AS350/H125

AS350 B3, B3E

FLIR SYSTEMS ULTRAFORCE 350-HD THERMAL IMAGING SYSTEM - Part # 350A82-1685

The FSI UltraForce 350-HD turret consists of a gimbal assembly containing cameras. The turret is located at the LH forward fuselage on a down post mount. The 350-HD system installation includes a hand controller and two optional monitors installed in the cockpit and cabin, a GPS antenna mounted on the cabin upper fuselage, and a video splitter installed under the LH cabin floor. The 350-HD turret is connected to the system through embedded electrical cable assemblies. The installation also supports a searchlight slaving option.



Benefits

- Non-ITAR FLIR
- Optimized for airborne homeland security, combat, patrol, surveillance, reconnaissance, and SAR programs.
- Thermal imaging and HD cameras with extended performance optics help provide positive scene analysis and safer standoff ranges.
- Covertly identify targets at longer detection ranges during daytime surveillance; low-light camera extends operation into dawn and dusk.

Weight: 81.7 kg (180.1 lb) - **Approvals:** USA*, EASA

[Return to the Table of Contents](#)

Contact and Order Information

U.S.A: +1 800-COPTER-1 aog.us@airbus.com

Canada: +1 800-267-4999 HcareSupport.Canada@airbus.com

© July 2021 Airbus Helicopters, all rights reserved.

AIRBUS






AIRBUS H130

Options Catalogue

Supplement Type Certificates

H130

B4, T2



H130 ADJUSTABLE
GLARE SHIELD



H130 AFT BENCH SEAT



H130 LITTER KIT



H130 COWLING MAINTENANCE
STEPS



H130 CABLE
CUTTERS



H130 R/H DOOR
HANDLE



H130 BLADE
TIE-DOWN KIT



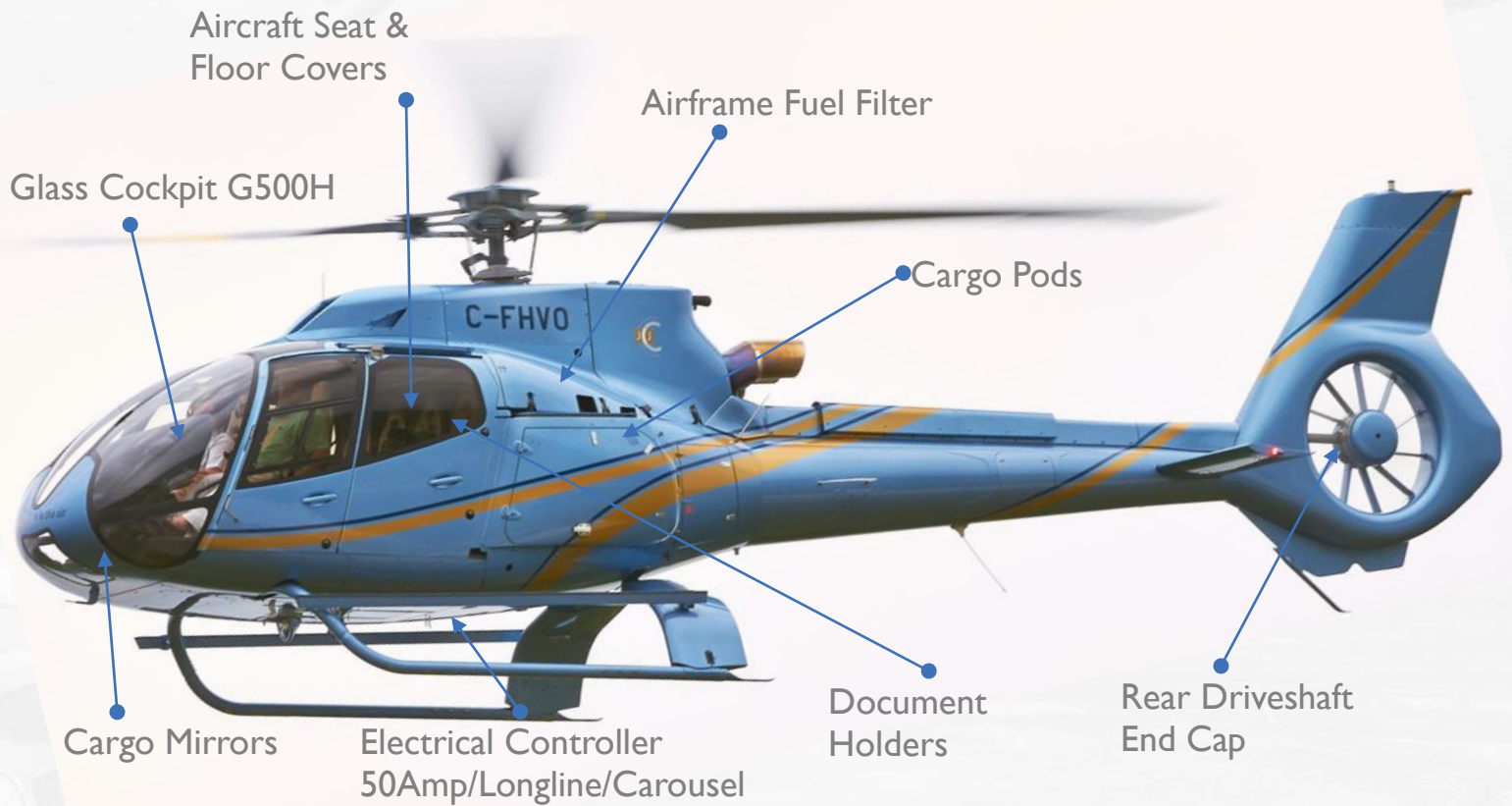
H130 SECONDE
BATTERY INSTALLATION

Options Catalogue

Supplement Type Certificates

H130

B4, T2



H130 CARGO PODS




H130 GLASS COCKPIT
GARMIN G500HS



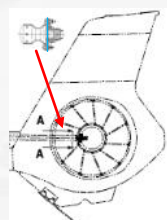
H130 DUAL CARGO
MIRRORS



H130 ELECTRICAL
CONTROLLER FOR 50AMP/
LONGLINE/CAROUSEL



H130 AIRFRAME
FUEL FILTER



H130 TAIL ROTOR
DRIVESHAFT END CAP



H130 AIRCRAFT
SEAT & FLORR COVERS



H130 AIRCRAFT
DOCUMENT HOLDERS

Optional Equipment

Product Description

HI30

B4, T2

EXTERNAL MARKINGS - Part #AHC/78R-E-34-04

Replaces all external markings (stickers) mandatory by OEM standards. The External Markings changes and replaces the Fuel Quantity and Approved fuels placard and adds two new placards, Fuel Anti-icing Additive, Fenestron gearbox oil level placards. It also eliminates some of the non required external placards which are not required by 14 CFR Part 27 airworthiness regulations.

Examples of markings available:



Benefits

- Direct replacement of original OEM markings
- Provides maintenance information to ground personnel

Weight: Negligible - **Approvals:** USA*, Canada, Brazil

[Return to the Table of Contents](#)

Contact and Order Information

U.S.A: +1 800-COPTER-1 aog.us@airbus.com

Canada: +1 800-267-4999 HcareSupport.Canada@airbus.com

© July 2021 Airbus Helicopters, all rights reserved.

AIRBUS



Optional Equipment

Product Description

H130

B4

ADJUSTABLE GLARE SHIELD - Part # 130-885114

The Adjustable Glare Shield modification kit allows tilting of the glare shield to adjust to the pilots height.



Benefits

- Improved comfort for tall pilots
- Easy to adjust by hand, while on the round to upper or low position, depending on the pilot's height

Weight: 1.09 kg (2.4 lb) - **Approvals:** USA, Canada*, EASA

Notes

- Not compatible with non OEM air-conditioning.

AIRBUS

[Return to the Table of Contents](#)

Contact and Order Information

U.S.A: +1 800-COPTER-1 aog.us@airbus.com

Canada: +1 800-267-4999 HcareSupport.Canada@airbus.com

© July 2021 Airbus Helicopters, all rights reserved.



Optional Equipment

Product Description

H130

T2

GARMIN FLIGHT STREAM 510 MULTIMEDIA CARD - Part # 350A82-1677

This installation consists of a Garmin Flight Stream 510 Multimedia Card (MMC) in the GTN650/750 for use of the G500H GDU 1060 or GDU620 and removal of the SBAS limitation on Airbus Helicopters AS350B3 and EC130T2 aircraft equipped with G500H GDU 620. This is a Wi-Fi/Bluetooth capable memory device and allows data streaming to and from the GTN, as well as provides non-volatile storage for databases such as terrain and charts. The Flight Stream 510 interfaces directly to the cockpits avionics in one location, the LRU card slot. It enables wireless avionics database updates, permits 2-way flight plan transfers between compatible apps and avionics, streams traffic, weather, GPS information and backup attitude information, and allows control of SiriusXM satellite music from any position in the cabin using a mobile device.



Benefits

- Allows data streaming to and from the GTN.
- Provides non-volatile storage for databases such as terrain and charts.
- Interfaces directly to the cockpits avionics in one location, the LRU card slot.

Weight: Negligible - **Approvals:** USA*

[Return to the Table of Contents](#)

Contact and Order Information

U.S.A: +1 800-COPTER-1 aog.us@airbus.com

Canada: +1 800-267-4999 HcareSupport.Canada@airbus.com

© July 2021 Airbus Helicopters, all rights reserved.

AIRBUS



Optional Equipment


Product Description

H130

B4, T2

PUREAIR SYSTEM - Part # PA100

A totally redesigned, reengineered and retested engine air protection system that goes above and beyond its predecessor. The PA100 PUREair System increases operational availability and aircraft performance, while reducing overall maintenance and operational costs. Major improvements on the redesigned system: • Improved dust separation efficiency for H130 • New panel location, latest generation of vortex tubes and revised tube layout. • Reduced bleed air • Optimized ejector design and no P2 bleed air valve • Filter efficient at all times • Improved FOD protection • New downstream FOD screen sitting on engine inlet • FOD protection even when cowl is open • Easier to install and maintain • Simplified installation (no P2 air valve) • No barrier filters to clean.



Benefits

- Fit and Forget: Self-cleaning system is virtually maintenance free
- Better protection in all weather conditions
- Reduction of engine erosion damage
- Environmentally friendly solution: no need for chemical cleaning and filter replacement
- Increased protection against hot gas ingestion

Weight: 27.66 kg (61 lb) - **Approvals:** USA, Canada, Brazil, EASA, Japan

[Return to the Table of Contents](#)

Contact and Order Information

U.S.A: +1 800-COPTER-1 aog.us@airbus.com

Canada: +1 800-267-4999 HcareSupport.Canada@airbus.com

© July 2021 Airbus Helicopters, all rights reserved.

AIRBUS



Optional Equipment

Product Description

H130

B4

AIRFRAME FUEL FILTER - B4 #SH02-42

The Airframe Fuel Filter removes foreign particles from the fuel in an easy-to-access fuel filter on the transmission deck.



Benefits

- Removes foreign particles from fuel
- Allows helicopter to operate at below freezing temperatures without anti-ice additives

Weight: 5.28 kg (11.6 lb) - **Approvals:** USA, Canada*, Brazil, Mexico

Notes

- Container must be emptied manually
- Installation is not compatible with crash resistance fuel system installed for B4

AIRBUS

[Return to the Table of Contents](#)

Contact and Order Information

U.S.A: +1 800-COPTER-1 aog.us@airbus.com

Canada: +1 800-267-4999 HcareSupport.Canada@airbus.com

© July 2021 Airbus Helicopters, all rights reserved.



Optional Equipment

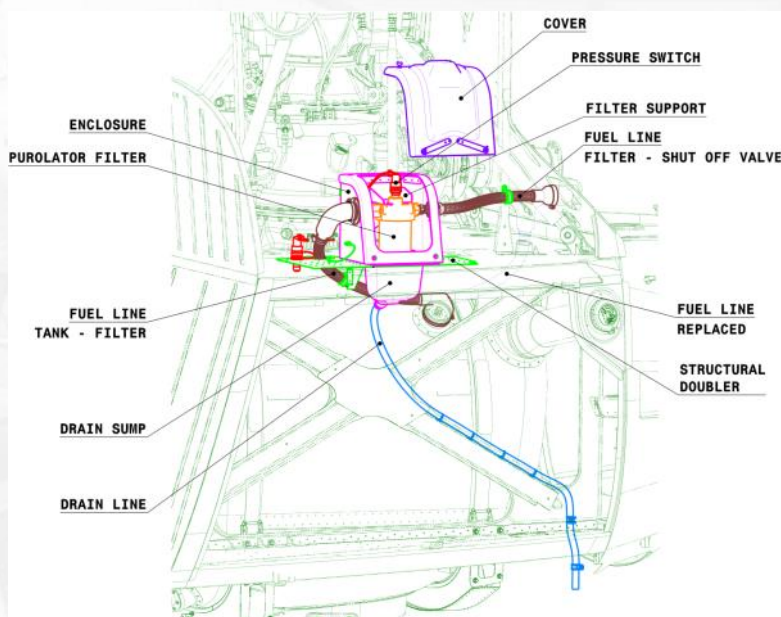
Product Description

H130

T2

AIRFRAME-MOUNTED FUEL FILTER COMPATIBLE WITH CRFS - Part # 130-600204

The Airframe-Mounted Fuel Filter provides additional fuel filtering to remove foreign particles from the fuel, and is compatible with the crash resistant fuel system and compliant with fuel system crashworthiness requirements.



Benefits

- Removes foreign particles from fuel.
- Improved filtration level over existing engine-mounted filter.
- Impending bypass indicator in cockpit.

Weight: 5.1 kg (11.2 lb) - **Approvals:** Canada*

Notes

- Installation is only compatible with crash resistant fuel system.
- Container must be emptied manually.
- If fuel does not contain a freezing inhibitor, and if the OAT is below +5 C, the use of an anti- ice additive is mandatory
- Max Altitude 10,000 ft.

[Return to the Table of Contents](#)

Contact and Order Information

U.S.A: +1 800-COPTER-1 aog.us@airbus.com

Canada: +1 800-267-4999 HcareSupport.Canada@airbus.com

© July 2021 Airbus Helicopters, all rights reserved.

AIRBUS



Optional Equipment

Product Description

H130

B4

BACK SEAT DOCUMENT HOLDERS - Part # 130-701074

The Back Seat Document Holders provide discreet leather pockets mounted on the rear of the energy absorbing seats. Due to its elastic design the Document Holders are not bulky, however can easily accommodate larger documents, such as Flight Manuals, or store up to approx. 3.2 kg. Available in a highly robust leather, dyed black, grey or blue to match the approved leather seat covers.




Benefits

- Provides space for stowing documents and small personal items for pilots and crew
- Light weight and compact
- Elastic design prevents holder contents from moving during flight, thus enhancing safety
- Easy to install

Weight: 1.0 kg (2.2 lb) - **Approvals:** Canada*

Notes

- Only available on energy absorbing seats.
- Can only be installed when fire extinguisher is relocated onto the floor (with a strap).



AIRBUS

[Return to the Table of Contents](#)

Contact and Order Information

U.S.A: +1 800-COPTER-1 aog.us@airbus.com

Canada: +1 800-267-4999 HcareSupport.Canada@airbus.com

© July 2021 Airbus Helicopters, all rights reserved.



Optional Equipment

Product Description

H130

B4, T2

CARGO PODS (“SQUIRREL CHEEKS”)

The Cargo Pods increase the volume of both the left hand (LH) and right hand (RH) cargo compartments. They must be installed in pairs. The composite pod has a hinged door which opens widely for easy access and is held open by a gas strut. The door fastens securely for flight with three positive latches.

The pod also includes a door open warning annunciator. The upper portion of the cargo pod surface includes a maintenance platform. The fuel filler and EPU access is unaffected. The cargo pods are ideal for utility missions, tourism and corporate passenger transport.



Benefits

- Increases the cargo load capacity by 35% over the standard EC130 cargo compartment
- Eases access to the engine deck and provides a good maintenance platform
- Aerodynamic design



[Return to the Table of Contents](#)

Contact and Order Information

U.S.A: +1 800-COPTER-1 aog.us@airbus.com

Canada: +1 800-267-4999 HcareSupport.Canada@airbus.com

© July 2021 Airbus Helicopters, all rights reserved.

AIRBUS



CARGO PODS (“SQUIRREL CHEEKS”) - CONTINUED

Weight	19.9 kg (43.9 lb)
Arm (m)	3.55
Approvals	USA, Canada*, EASA, Mexico, Brazil, Singapore
Material	Prepreg fiberglass construction
Part Number	130-201024 (B4) 130-201214 (T2)
Retrofit Information	<p>TCCA# SH03-33 (B4), SH14-31 (T2) FAA# SR2019NY (B4), SR03494NY (T2) EASA# IM.R.S.01410 (B4) DGAC Mexico# IA-2013S09-07 (B4) IA-292/2014 ANAC# 2013S09-07 CAAS# AWI/STC/0079</p> <p>Supplied by Airbus Helicopters Canada . Retrofit can be performed at customer's facility</p>



Notes

- Finished in primer: must be painted after installation
- Must be installed in pairs
- Cargo area increased by 0.15 square meters and cargo volume by 0.1 cubic meters on each side.



Optional Equipment

Product Description

H130

B4

RIGHT HAND LITTER KIT - Part # 130-200034

The Litter Kit allows the H130 helicopter to transport one medical patient on a secured stretcher. The installation is located on the right hand side of the cabin floor. The fixed provisions are compatible with both the 7 and 8 place interiors. Only for B4.



Benefits

- Quick installation for medical evacuation
- Increases multipurpose platform role

Weight: 29.3 kg (64.6 lb) - **Approvals:** USA, Canada*

Notes

- Patient orientation is “head forward”
- Not compatible with dual controls
- Not compatible for H130 T2

[Return to the Table of Contents](#)

Contact and Order Information

U.S.A: +1 800-COPTER-1 aog.us@airbus.com

Canada: +1 800-267-4999 HcareSupport.Canada@airbus.com

© July 2021 Airbus Helicopters, all rights reserved.

AIRBUS



Optional Equipment

Product Description

H130

B4

COWLING MAINTENANCE STEPS - Part # 130-200094 (LH) Part # 130-200104 (RH)

The Cowling Maintenance Steps improve access to the rotor head area for routine maintenance and inspection. Large enough for winter boots, the steps are located on both sides of the aircraft immediately above the cargo compartments.



Benefits

- Improved access to the main rotor head area for maintenance and inspection

Weight: Negligible - **Approvals:** USA, Canada*

Notes

- Must be installed as a pair

AIRBUS

[Return to the Table of Contents](#)

Contact and Order Information

U.S.A: +1 800-COPTER-1 aog.us@airbus.com

Canada: +1 800-267-4999 HcareSupport.Canada@airbus.com

© July 2021 Airbus Helicopters, all rights reserved.



Optional Equipment

Product Description

H130

B4, T2

LEAD ACID BATTERY INSTALLATION - Part # I30A82-0004

The battery installation consists of a Concorde Lead Acid battery RG-350. The Concorde lead acid battery is a recombinant gas lead acid battery that replaces the standard aircraft Nickel Cadmium battery installed in the forward tray of the tail boom using the existing mechanical mounting hardware.



Benefits

- Environmentally responsible (no HAZMAT)
- Maintenance-free, non-spillable
- Very low impedance design

Weight: 18.6 kg (41 lb) - **Approvals:** USA*, Canada, EASA

[Return to the Table of Contents](#)

Contact and Order Information

U.S.A: +1 800-COPTER-1 aog.us@airbus.com

Canada: +1 800-267-4999 HcareSupport.Canada@airbus.com

© July 2021 Airbus Helicopters, all rights reserved.

AIRBUS



Optional Equipment

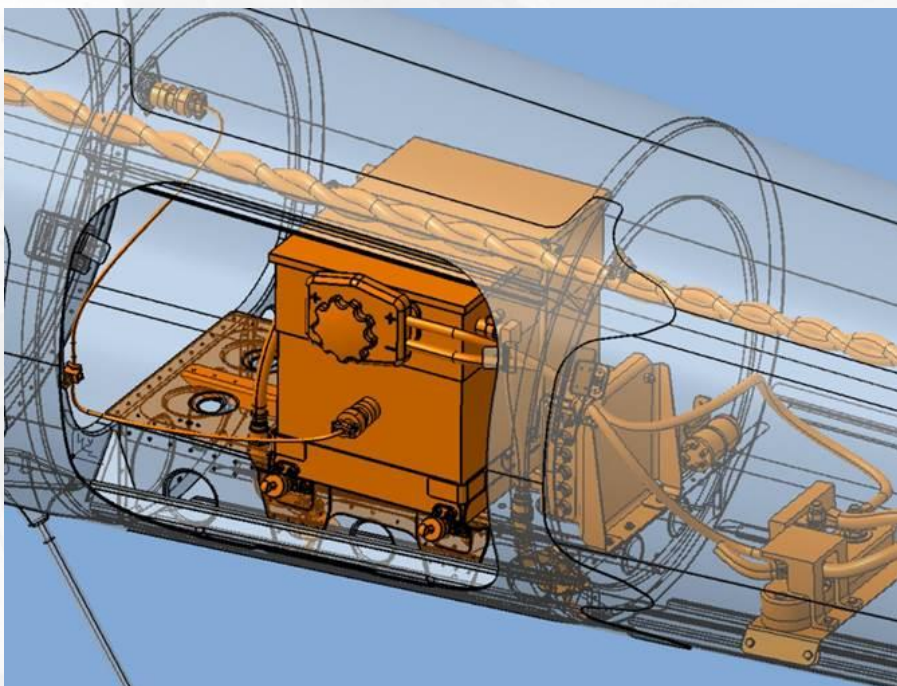
Product Description

H130

T2

HEAVY DUTY BATTERY INSTALLATION - SAP # 2011553

The heavy duty battery installation adds the provisions to replace the standard Saft battery (15 AH) in the original location in the tailboom with either a lead-acid battery (28 AH) or a nickel-cadmium battery (22 AH). The maintenance on the lead-acid battery is lower than the nickel-cadmium battery. This option gives a greater reserve of battery power for operations in very cold conditions. The battery support base is modified to allow a larger battery to be installed. The existing tailboom battery harness is replaced with a new heavy duty battery harness.



Benefits

- Gives a greater reserve of battery power for operations in very cold conditions.

Weight: 35 kg (77 lb) - **Approvals:** Canada*, (USA Pending)

Notes

- Only the nickel-cadmium battery SAFT 2376 series has a battery temperature sensor harness (6).

[Return to the Table of Contents](#)

Contact and Order Information

U.S.A: +1 800-COPTER-1 aog.us@airbus.com

Canada: +1 800-267-4999 HcareSupport.Canada@airbus.com

© July 2021 Airbus Helicopters, all rights reserved.

AIRBUS



Optional Equipment

Product Description

H130

B4

CABLE CUTTER INSTALLATION - Part # 130-200214

The Cable Cutters offer a measure of protection against impacting horizontally strung cables. The cable-cutters are installed on the lower and upper canopy. Only for B4.



Benefits

- Protection against cable strike
- Improved safety for pilot and passengers
- No additional maintenance
- Lightweight installation

Weight: 5.4 kg (11.9 lb) - **Approvals:** USA, Canada*, Mexico

AIRBUS

[Return to the Table of Contents](#)

Contact and Order Information

U.S.A: +1 800-COPTER-1 aog.us@airbus.com

Canada: +1 800-267-4999 HcareSupport.Canada@airbus.com

© July 2021 Airbus Helicopters, all rights reserved.



Optional Equipment

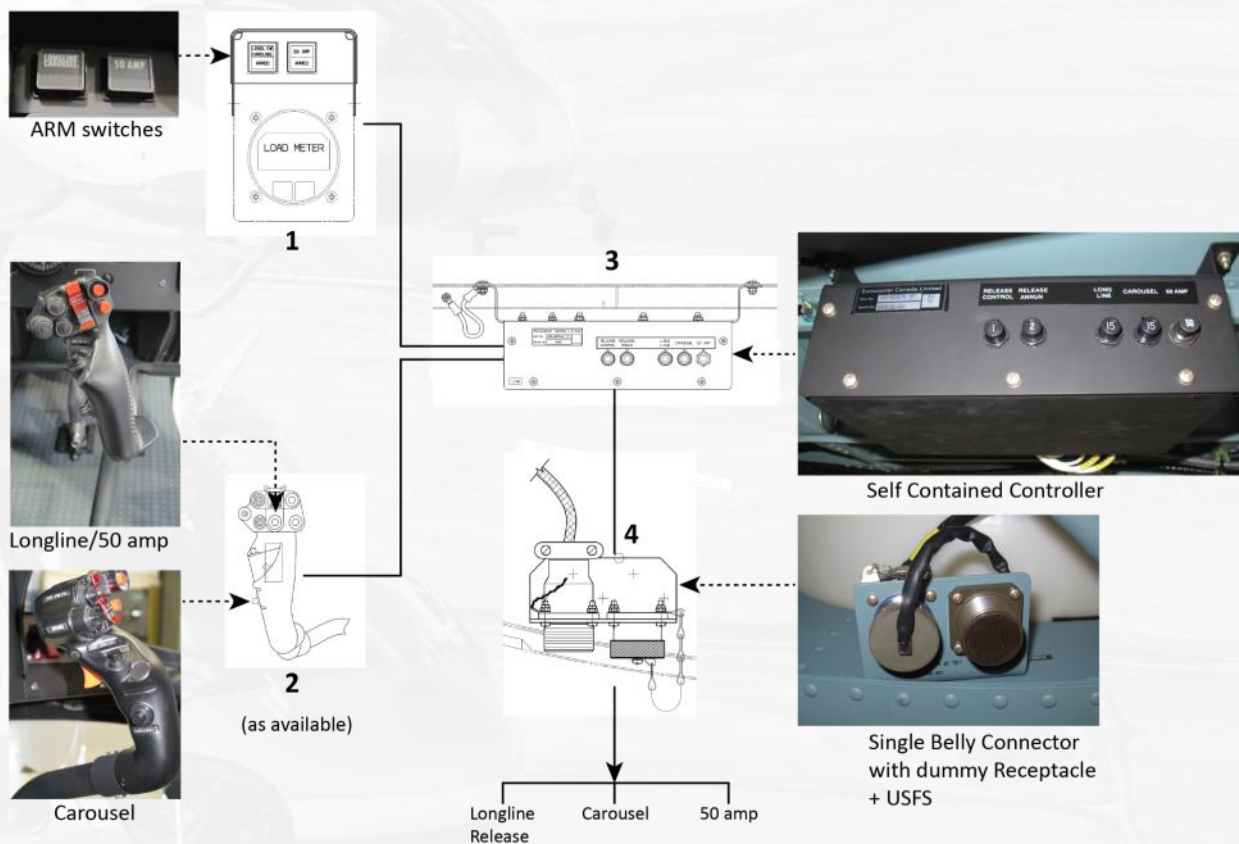
Product Description

HI30

B4, T2

ELECTRICAL CONTROLLER FOR 50AMP/LONGLINE RELEASE SYSTEM

Universal external 50Amp power supply designed to control longline remote hook release or carousel. It is a self contained unit with cyclic release and arm function. Compatible with following equipment (not supplied by Airbus Helicopters): bambi bucket (incl. USFS modification), carousel system, geophysics survey equipment, drip torch.



Benefits

- Self contained controller
- Cyclic activation - increase safety
- Separate ARM functions (exclusive)

[Return to the Table of Contents](#)

Contact and Order Information

U.S.A: +1 800-COPTER-1 aog.us@airbus.com

Canada: +1 800-267-4999 HcareSupport.Canada@airbus.com

© July 2021 Airbus Helicopters, all rights reserved.

AIRBUS



ELECTRICAL CONTROLLER FOR 50AMP/LONGLINE RELEASE/CAROUSEL SYSTEMS

Mass (kg)	6.38 kg (14 lb)
Arm (m)	2.75
Approvals	Canada*, USA
Part Number	130-900024-01 (T2) 130-900014 (B4)
Retrofit Information	TCCA# SH15-48 FAA# SR03685NY (T2 only) Supplied by Airbus Helicopters Canada Retrofit can be performed at customer's facility

Notes

- Kit supplied with loose mating connector to be wired by installed/operator
- Kit installation on the EC130 B4 may be approved under specified data. Subject to local TCCA acceptance



Optional Equipment

Product Description

H130

B4, T2

BLADE TIE-DOWN KIT

The Blade Tie-Down Kit prevents main rotor blade movement in windy conditions while the helicopter is parked.



Benefits

- Prevents blade movement and main rotor head damage
- Easy and efficient one-person installation, no additional equipment required
- Compact and light ground support equipment for on-board storage

[Return to the Table of Contents](#)

Contact and Order Information

U.S.A: +1 800-COPTER-1 aog.us@airbus.com

Canada: +1 800-267-4999 HcareSupport.Canada@airbus.com

© July 2021 Airbus Helicopters, all rights reserved.

AIRBUS



BLADE TIE-DOWN KIT – CONTINUED

Weight	0.13 kg (0.28 lb) permanent installation only 1.05 kg (2.31 lb) strapping kit
Arm (m)	1.85
Approvals	USA, Canada*, EASA, Brazil, Mexico
Part Number	130-700414 (complete kit) 130-700424 (fixed provisions) 130-700474-01 (detachable kit)
Retrofit Information	TCCA# SH96-126 FAA# SR00540NY EASA# 10043426 ANAC# 1999S08-10 DGAC Mexico# IA-265/2014 Supplied by Airbus Helicopters Canada . Retrofit can be performed at customer's facility

Notes

- EASA approval pending
- For winds up to 40 knots

[Return to the Table of Contents](#)

Contact and Order Information

U.S.A: +1 800-COPTER-1 aog.us@airbus.com

Canada: +1 800-267-4999 HcareSupport.Canada@airbus.com

© July 2021 Airbus Helicopters, all rights reserved.

Optional Equipment


Product Description

HI30

B4, T2

AIRCRAFT SEAT COVERS - Part # 30-701904-01

The HI30 Aircraft Seat Covers are made with highly wear-resistant aircraft fabric or leather. The covers can easily fit onto the existing seat foams. Replacement foams can be ordered separately to provide a replacement cushion. Approved fabric is available in two patterns and three colors (black, grey and blue). Approved leather is available in two colors (grey and blue).



Benefits

- Enhanced comfort and design
- Easy to install
- Made with flame resistant materials, approved by Transport Canada

Weight: 1.0 - 1.5 kg (2.2 lb - 3.3 lb) depending on material - **Approvals:** Canada*

Notes

- Leather is available in flat or perforated

AIRBUS

[Return to the Table of Contents](#)

Contact and Order Information

U.S.A: +1 800-COPTER-1 aog.us@airbus.com

Canada: +1 800-267-4999 HcareSupport.Canada@airbus.com

© July 2021 Airbus Helicopters, all rights reserved.



Optional Equipment


Product Description

H130

B4, T2

AIRCRAFT FLOOR COVERS (AERMAT FLOORING) - Part # 130-701904-01

The Aircraft Floor Cover is a durable utility vinyl floor mat made to help protect the entire cabin floor. Available in black, grey and blue.



Benefits

- Protects the cabin floor
- Provides enhanced comfort through insulation
- Long-lasting
- Reinforced with minimal shrinkage
- Wear-resistant
- Custom fit

Weight: 11.3 kg (24.9 lb) - **Approvals:** Canada*



AIRBUS

[Return to the Table of Contents](#)

Contact and Order Information

U.S.A: +1 800-COPTER-1 aog.us@airbus.com

Canada: +1 800-267-4999 HcareSupport.Canada@airbus.com

© July 2021 Airbus Helicopters, all rights reserved.



Optional Equipment


Product Description

H130

T2

DUAL CARGO MIRRORS - Part # 130-201414

The Cargo Mirrors positions two mirrors directly outside the Pilot's chin window for improved visibility when performing cargo hook operations. The mirrors is installed on the left hand side of the aircraft.



Benefits

- Eases maneuverability
- Lightweight

Weight: 1.72 kg (3.8 lb) - **Approvals:** USA, Canada*, EASA, Mexico, Brazil

Notes

- The mirror is only available as a left-hand configuration
- Replacement of mirror P/N 350-200254.10
- Replacement of mirrors + hardware P/N 130-201434

AIRBUS

[Return to the Table of Contents](#)

Contact and Order Information

U.S.A: +1 800-COPTER-1 aog.us@airbus.com

Canada: +1 800-267-4999 HcareSupport.Canada@airbus.com

© July 2021 Airbus Helicopters, all rights reserved.



Optional Equipment

Product Description

H130

B4

ELECTRICAL REAR VIEW MIRROR WITH DE-ICING SYSTEM - Part # EC130-25-50-02

This installation enables the monitoring of sling work through the LH front lower window. The external electric mirror is controlled by a 4-position button installed on the pilot's cyclic stick. Rear-view mirror with built-in electric motor installed on a stainless steel tube fitted with a strut.



Benefits

- Increased monitoring of carried load
- Ground or cabin adjustment of rear-view mirror positioning
- Anti-icing function for use in cold weather

Weight: 3.70 kg (8.15 lb) - **Approvals:** USA, Canada, EASA

[Return to the Table of Contents](#)

Contact and Order Information

U.S.A: +1 800-COPTER-1 aog.us@airbus.com

Canada: +1 800-267-4999 HcareSupport.Canada@airbus.com

© July 2021 Airbus Helicopters, all rights reserved.

AIRBUS



Optional Equipment

Product Description

H130

B4, T2

FIXED LED LANDING AND TAXI LIGHT - Part # 350A82-1650-xx

This installation replaces the existing taxi and landing lights with Luminator LED lights with pulse functionality. The LED lights are drop-in replacements for improved performance and longevity with the same form, fit, and function, except for added pulse functionality. The LED lights will also be capable of pulsing when switch is activated, at 45 HZ flash rate for bird deterrent. The lights can be purchased as plug and play replacements for the TC incandescent lights with or without pulsing function.



Benefits

- Pulsing lights improves visibility during approach
- Pulsing lights act as a bird deterrent
- Improved performance and longevity

Weight: 6 kg (13.22 lb)

- **Approvals:** USA*, Canada, EASA, Brazil

[Return to the Table of Contents](#)

Contact and Order Information

U.S.A: +1 800-COPTER-1 aog.us@airbus.com

Canada: +1 800-267-4999 HcareSupport.Canada@airbus.com

© July 2021 Airbus Helicopters, all rights reserved.

AIRBUS



Optional Equipment

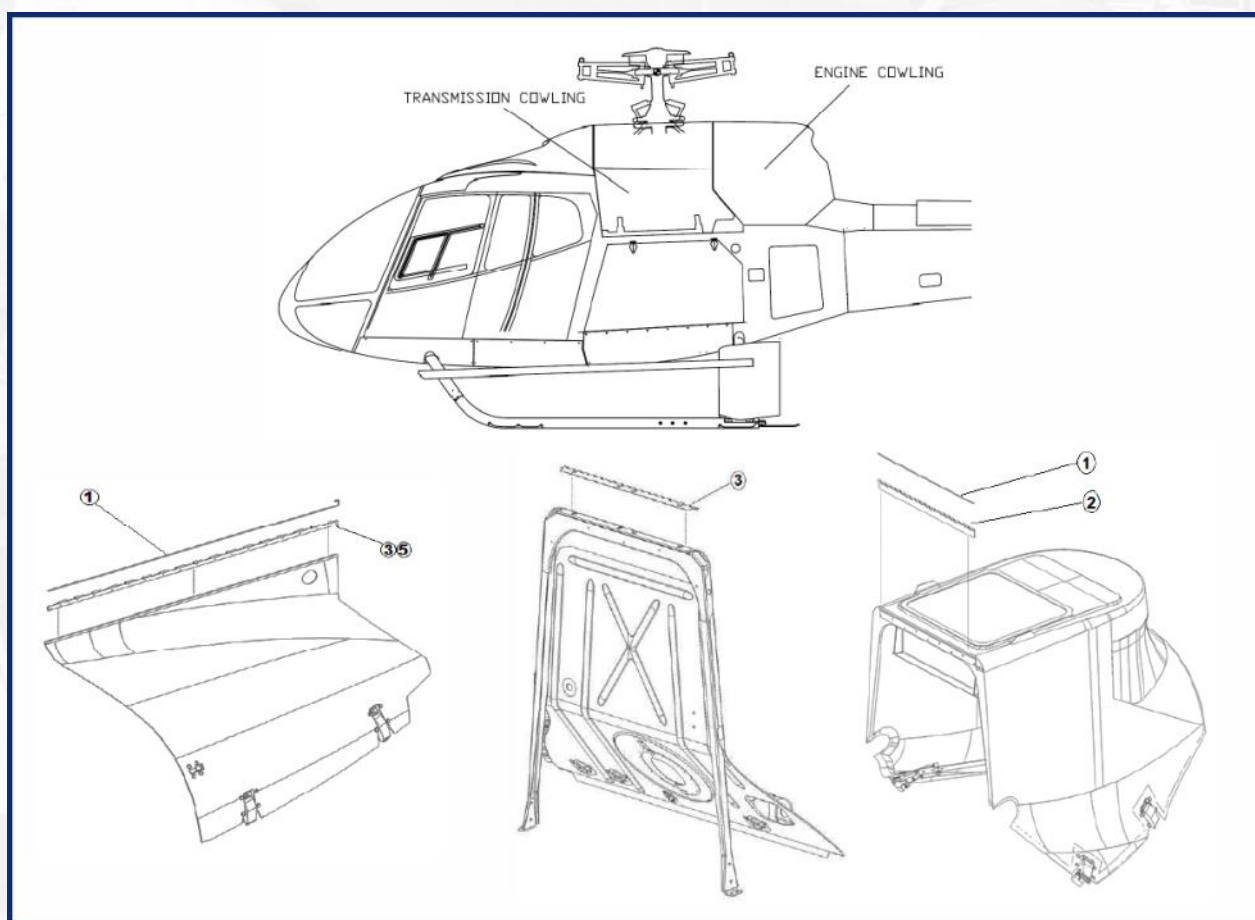
Product Description

H130

B4, T2

STAINLESS STEEL HINGES TRANSMISSION & ENGINE COWLING - Part # 130A82-0006-01/02

These stainless steel hinges replace the factory aluminum hinges for the transmission cowling and engine cowlings.



Benefits

- Less rust formation and corrosion in highly-corrosive environments

Weight: Negligible - **Approvals:** USA*, Canada

[Return to the Table of Contents](#)

Contact and Order Information

U.S.A: +1 800-COPTER-1 aog.us@airbus.com

Canada: +1 800-267-4999 HcareSupport.Canada@airbus.com

© July 2021 Airbus Helicopters, all rights reserved.

AIRBUS



Optional Equipment

Product Description

H130

EC130 B4, T2

GENESYS HELISAS AUTOPILOT - Part # SR02345LA

The Genesys Helisas Autopilot is a helicopter autopilot for light and medium rotorcraft and helps with dramatically reducing the pilot's workload while providing precise control during all modes of flight, regardless of wind conditions or shifts in weight. The HeliSAS stability augmentation system is designed to be engaged at all times. "SAS on" before takeoff and "SAS off" after landing to provide unmatched stability and ease of handling, and reduce the pilot's workload to make it easier to adjust radios, set destinations, etc.



Benefits

- Dramatic reduction in pilot workload
- Course intercept capability, HDG to NAV
- A two-axis autopilot providing both lateral and vertical functions
- Auto-recover to a neutral attitude in situations where the pilot may lose visual reference (SAS)

Weight: 6.8 kg (15 lb) - **Approvals:** USA, Canada, EASA, Brazil, Mexico





AIRBUS
H135

Optional Equipment

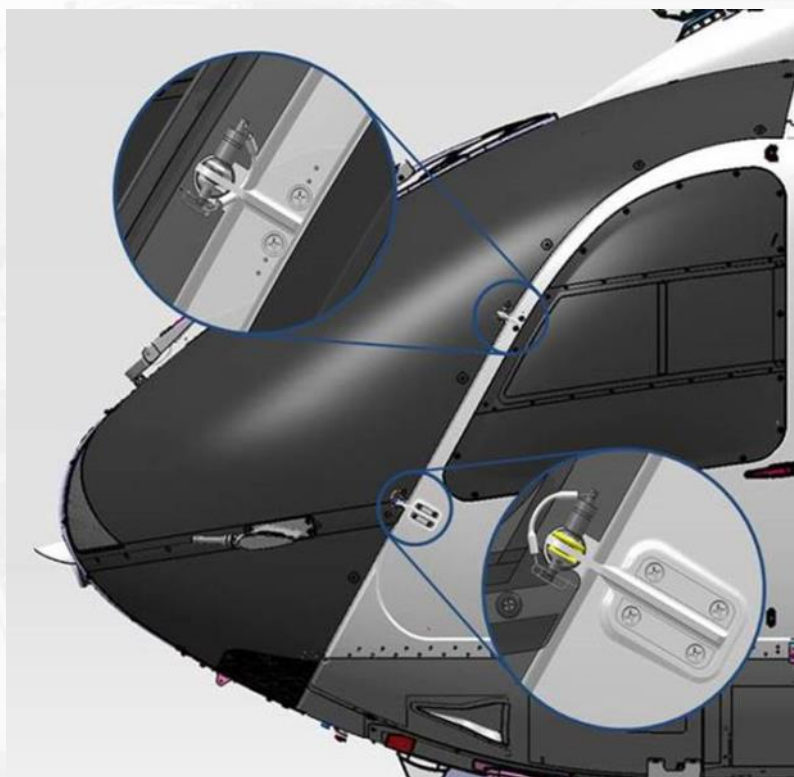
Product Description

H135

All models

REMOVABLE PINS FOR HINGED DOOR - SAP # 2005267

Designed to easily remove crew hinged doors without any tools. This new design uses a pip-pin with a double locking design for safety. Great in remote operations, when you need to fly in with the doors on and remove them at the construction site. No need to bring a mechanic.



Benefits

- Easy and quick removal of doors
- Self guided washer clip design
- Quick release pip pins
- Tool free removal

Weight: Negligible - **Approvals:** Canada*

[Return to the Table of Contents](#)

Contact and Order Information

U.S.A: +1 800-COPTER-1 aog.us@airbus.com

Canada: +1 800-267-4999 HcareSupport.Canada@airbus.com

© July 2021 Airbus Helicopters, all rights reserved.

AIRBUS



Optional Equipment

Product Description

H135

All models

LEAD ACID BATTERY INSTALLATION - Part # I35A73-0019-04

Concorde RG-390E or RG-380E/44 Acid Battery. The Concorde lead acid battery is a recombinant gas lead acid battery that replaces the standard aircraft Nickel Cadmium (NiCad) battery located behind the right hand aft engine cowl and uses the existing battery securing provisions.



Benefits

- Environmentally responsible (no HAZMAT)
- Maintenance-free, non-spillable
- Very low impedance design

Weight: 18.6 kg (41 lb) - **Approvals:** USA*, Canada, EASA

[Return to the Table of Contents](#)

Contact and Order Information

U.S.A: +1 800-COPTER-1 aog.us@airbus.com

Canada: +1 800-267-4999 HcareSupport.Canada@airbus.com

© July 2021 Airbus Helicopters, all rights reserved.

AIRBUS



Optional Equipment

Product Description

ECI35/HI35

T2+, T3, P2, P2+, P3

GNS-530(A)W GPS/WAAS INSTALLATION - Part #I35A73-0066-01

IFR Single or Dual Pilot WAAS GPS installation to enable GPS precision approaches using the Garmin GNS-530(A)W GPS/WAAS receiver consisting of the following changes: Modified GNS530W software enabling the GLS mode (GLS = GPS Landing System), which is an ILS-Look-Alike signal based on angular deviation. Modified Thales SMD45 software, enabling the indication of the GLS mode, the available Level of Service, the distance and label of next waypoint, and the autopilot modes. A relay that switches the input to the FCDM between VOR/ILS and GLS based upon the selection of the GNS530(A)W CDI key (VLOC or GPS). The FCDM and the autopilot module were unmodified.



Benefits

- Accurate position solution, typically one to two meters
- Perform precision approaches down to a 200-foot decision height with a one-half mile visibility
- WAAS accuracy is a significant improvement over the typical accuracy obtained using GPS alone

Weight: 6.6 kg (14.55 lb) - **Approvals:** USA*, EASA

Notes

- Only applicable for aircraft with SMD45, not SMD68

[Return to the Table of Contents](#)

Contact and Order Information

U.S.A: +1 800-COPTER-1 aog.us@airbus.com

Canada: +1 800-267-4999 HcareSupport.Canada@airbus.com

© July 2021 Airbus Helicopters, all rights reserved.

AIRBUS





AIRBUS H145

Optional Equipment

Product Description

ECI45/HI45

C2, D2

LEAD ACID BATTERY INSTALLATION - Part # I45A73-0001-03

The Concorde lead-acid battery provides a “low-maintenance” alternative to the standard ni-cad battery. This installation consists of a Concorde RG380E/44 recombinant gas lead-acid battery and, a temperature sensor bypass to ensure the aircraft charging system provides the correct charging voltage to the battery.



Benefits

- Reduced maintenance requirements
- Increased battery performance and safety

Notes

- This STC is only valid as a replacement of the TC 40Ah NiCad battery and not for the TC 44Ah NiCad battery

Weight: 41.73 kg (92 lb) - **Approvals:** USA*, Canada, EASA

[Return to the Table of Contents](#)

Contact and Order Information

U.S.A: +1 800-COPTER-1 aog.us@airbus.com

Canada: +1 800-267-4999 HcareSupport.Canada@airbus.com

© July 2021 Airbus Helicopters, all rights reserved.

AIRBUS



Optional Equipment

Product Description

ECI45

C2

GNS-430W GPS/WAAS INSTALLATION - Part #145A73-0054-02

IFR Single or Dual Pilot WAAS GPS installation to enable GPS precision approaches using the GNS 430W GPS/WAAS receiver installation allows LPV and L/VNAV coupled approach capability in the BK117C-2 helicopter. The system installation includes the following: Dual Garmin GNS 430W GPS/WAAS receivers with modified software enabling the GLS mode (GLS = GPS Landing System), which is an ILS-Look-Alike signal. A NMS1/NMS2 switch to select the GPS NAV unit to be displayed on ND #1 and #2 for navigation. Approach mode annunciation repeater located below the VEMD. Thales SMD45 displays modified to indicate the GLS mode, the available LOS, the distance and label of next waypoint, and the autopilot modes.



Benefits

- Accurate position solution, typically one to two meters
- Perform precision approaches down to a 200-foot decision height with a one-half mile visibility
- WAAS accuracy is a significant improvement over the typical accuracy obtained using GPS alone

Weight: 3.8 kg (8.38 lb) - **Approvals:** USA*, EASA

Notes

- Only applicable for aircraft with SMD45, not SMD68

[Return to the Table of Contents](#)

Contact and Order Information

U.S.A: +1 800-COPTER-1 aog.us@airbus.com

Canada: +1 800-267-4999 HcareSupport.Canada@airbus.com

© July 2021 Airbus Helicopters, all rights reserved.

AIRBUS



Optional Equipment

Product Description

HI45

All models

SUPPLEMENT CABIN HEATER - SAP # 2043528

The supplement cabin heater is located in the aft left hand side window recess. The system is powered ON with the cabin heater (three position toggle switch) located on the overhead panel. When selecting LO on the toggle switch it utilizes the first 500W heater element and the fan. Selecting HI on the toggle switch utilizes the second 500W heater element.



Benefits

- Extra warmth in the cabin when operating in extreme cold conditions.

Weight: 5.28 kg (11.6 lb) - **Approvals:** Canada*

Notes

- The cabin heater and the air condition must not be operated simultaneously.

[Return to the Table of Contents](#)

Contact and Order Information

U.S.A: +1 800-COPTER-1 aog.us@airbus.com

Canada: +1 800-267-4999 HcareSupport.Canada@airbus.com

© July 2021 Airbus Helicopters, all rights reserved.

AIRBUS



Optional Equipment

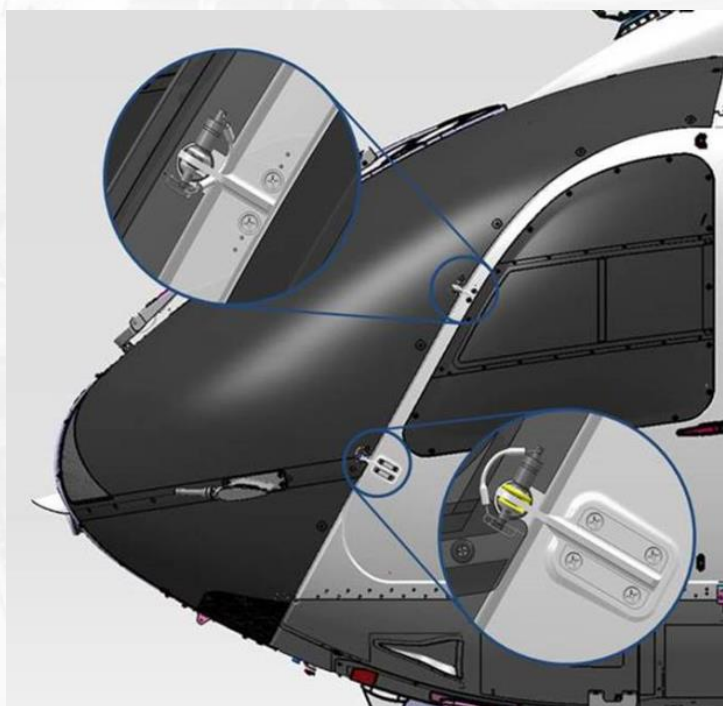
Product Description

HI45

All models

REMOVABLE PINS FOR HINGED DOORS - SAP # 2005267

The installation of removable pins for hinged doors is utilized on the left hand, right hand or both doors to provide a “tool free” means to remove and re-install the hinged doors. Pip pins (quick release positive locking pins) replace the existing bolts, and a spacer clip fits over the existing lower door fitting to replace the existing washers that are no longer used. Safety pins slide through holes in the bottom of the pip pins providing additional security.



Benefits

- Easy and quick removal of doors
- Self guided washer clip design
- Quick release pip pins
- Tool free removal

Weight: Negligible - **Approvals:** Canada*, USA, EASA

[Return to the Table of Contents](#)

Contact and Order Information

U.S.A: +1 800-COPTER-1 aog.us@airbus.com

Canada: +1 800-267-4999 HcareSupport.Canada@airbus.com

© July 2021 Airbus Helicopters, all rights reserved.

AIRBUS



Optional Equipment

Product Description

ECI45

C2

HEALTH AND USAGE MONITORING SYSTEM (HUMS) - Part # SR04358CH

The overall goal of Health and Usage Monitoring System (HUMS) is to provide information pertaining to the helicopter usage and the condition of the helicopter dynamic system, to support customers in their maintenance program application. In this way the HUMS helps to increase the helicopter readiness and availability, decreases operation and maintenance costs, and enhances the flight safety.



Benefits

- Rotor track & balance alleviation, main rotor & tail rotor
- Health prognosis
- Reduction of maintenance after exceedance
- Flight Data Monitoring

Weight: 7.7 kg (17 lb) - **Approvals:** USA

[Return to the Table of Contents](#)

Contact and Order Information

U.S.A: +1 800-COPTER-1 aog.us@airbus.com

Canada: +1 800-267-4999 HcareSupport.Canada@airbus.com

© July 2021 Airbus Helicopters, all rights reserved.

AIRBUS

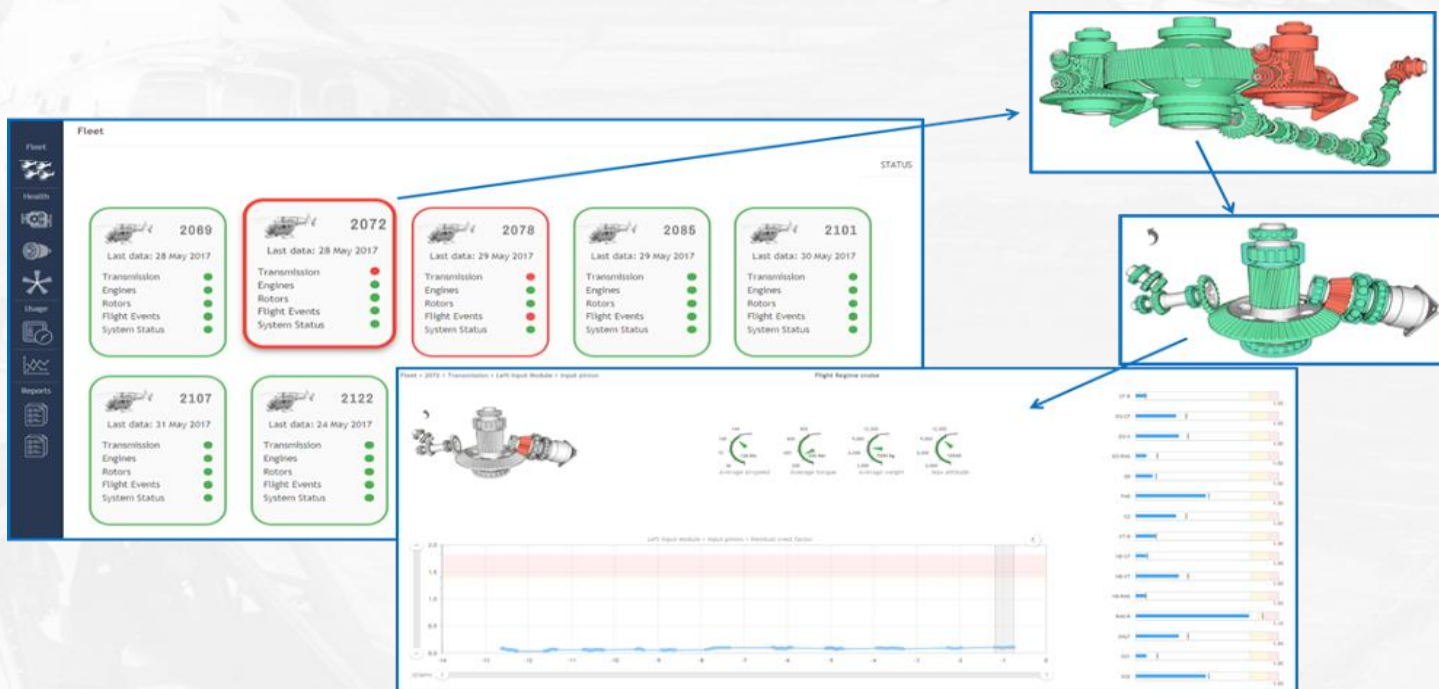


HEALTH AND USAGE MONITORING SYSTEM (HUMS) - CONTINUED

Legacy HUMS was designed for large military and Oil & Gas operating heavy helicopters. In that context, HUMS was mandatory and cost was a secondary matter. Airbus Helicopters, Inc. proposes a new generation of HUMS tailored for light aircraft operations. The system is light, user-friendly, integrated to AHI S&S (web-portal) and optimized to deliver reduction in flight hours and man hours maintenance. AHI HUMS can be tailored to alleviate specific maintenance operations, such as vibration checks. HUMS modules will deliver operational benefits. Our HUMS relies on digital smart sensor and a distributed architecture.

We identified four main categories of savings:

1. Rotor track & balance alleviation, main rotor & tail rotor: no need of additional equipment, settings available after each flight, number of flight tests reduced, time for RTB on-ground operations reduced.
2. Health prognosis
3. Reduction of maintenance after exceedance
4. Flight Data Monitoring



[Return to the Table of Contents](#)

Contact and Order Information

U.S.A: +1 800-COPTER-1 aog.us@airbus.com

Canada: +1 800-267-4999 HcareSupport.Canada@airbus.com

© July 2021 Airbus Helicopters, all rights reserved.

Optional Equipment

Product Description

H145

D2, D3

MAIN ROTOR FLOOD LIGHTS INSTALLATION - Ref # 145-900634

The Main Rotor Flood Lights Installation provides lighting for the rotor disk when the aircraft is on the ground, improving situational awareness for approaching personnel and vehicles. LED light assemblies are mounted to the upper fuselage on each side of the helicopter, and controlled (ON/OFF) by the pilot using a toggle switch in the overhead switch panel.



Benefits

- Improving situational awareness for approaching personnel and vehicles.

Weight: 1.86 kg (4.1 lb) - **Approvals:** Canada*, USA (D2 only, D3 pending)

Note

- The main rotor flood lights are for ground use only.

AIRBUS

[Return to the Table of Contents](#)

Contact and Order Information

U.S.A: +1 800-COPTER-1 aog.us@airbus.com

Canada: +1 800-267-4999 HcareSupport.Canada@airbus.com

© July 2021 Airbus Helicopters, all rights reserved.



Optional Equipment

Product Description

HI45

D2, D3

CABIN HEAT OUTLETS CONTROL - Ref # I45- 702104

The Cabin Heat Outlets Control allows the pilot to control the opening/closing of the cabin outlets through two push/pull (open/close) actuators located in the centre console. In accordance with the approved Flight Manual, when the OAT is below - 30 degrees Celsius with the electric heater or - 15 degrees Celsius without, the cabin heating outlets must be blocked using fixed plates in order to prioritize all warm air to the windscreen for defogging. With the subject modification, the pilot can direct some warm air to the cabin or direct all the warm air to the cockpit based on the need for additional warm air to defog the windscreen.

**Benefits**

- The pilot can direct some warm air to the cabin or direct all the warm air to the cockpit to defog the windscreen.

Weight: 1.49 kg (3.3 lb) - **Approvals:** Canada*

[Return to the Table of Contents](#)

Contact and Order Information

U.S.A: +1 800-COPTER-1 aog.us@airbus.com

Canada: +1 800-267-4999 HcareSupport.Canada@airbus.com

© July 2021 Airbus Helicopters, all rights reserved.

AIRBUS



Optional Equipment

Product Description

ECI45/HI45

C2, D2

QUICK RELEASE UTILITY BASKET - Part # D117-1044-011

The Quick Release Utility Basket features a quick release mounting system that enables the operator to remove and install the basket quickly, without tools. The basket is constructed of corrosion-resistant stainless steel, coated with a high-gloss, scratch-resistant white finish. Enhanced safety with a simple self-locking handle that assures lid closure and secures cargo during flight. Ease of use with gas spring to assist when opening and closing the lid. Support beams are also equipped with quick release hardware for tool-less removal of 97% of kit weight in minutes.



Benefits

- Basket can be installed/removed by 1 person in less than 1 minute without the use of tools
- 97% of weight can be removed in minutes
- Can carry up to 200 lbs of cargo externally
- Corrosion-resistant stainless steel construction

Weight: 60.8 k (134 lb) - **Approvals:** USA, EASA

[Return to the Table of Contents](#)

Contact and Order Information

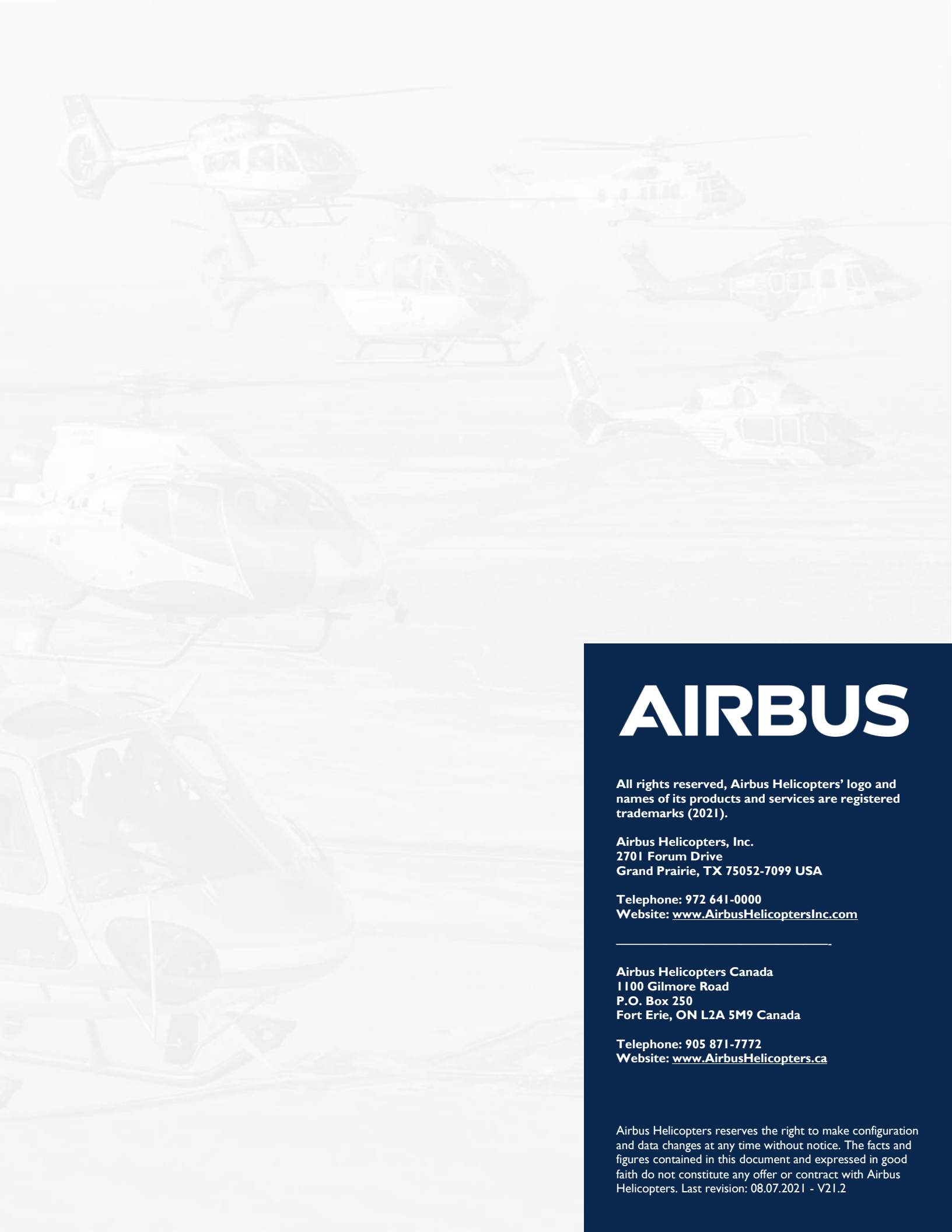
U.S.A: +1 800-COPTER-1 aog.us@airbus.com

Canada: +1 800-267-4999 HcareSupport.Canada@airbus.com

© July 2021 Airbus Helicopters, all rights reserved.

AIRBUS





AIRBUS

All rights reserved, Airbus Helicopters' logo and names of its products and services are registered trademarks (2021).

Airbus Helicopters, Inc.
2701 Forum Drive
Grand Prairie, TX 75052-7099 USA

Telephone: 972 641-0000
Website: www.AirbusHelicoptersInc.com

Airbus Helicopters Canada
1100 Gilmore Road
P.O. Box 250
Fort Erie, ON L2A 5M9 Canada

Telephone: 905 871-7772
Website: www.AirbusHelicopters.ca

Airbus Helicopters reserves the right to make configuration and data changes at any time without notice. The facts and figures contained in this document and expressed in good faith do not constitute any offer or contract with Airbus Helicopters. Last revision: 08.07.2021 - V21.2